



RETAIL PRICE LIST

Item #2626

April 15, 1994

ALL PRICES ARE LISTED AT SUGGESTED RETAIL

RETAIL SALES POLICY

Märklin, Inc. sells only through authorized Märklin dealers. Märklin, Inc. does not sell directly to individuals.

RETAIL PRICE LIST

Märklin's Retail Price List is divided into two categories. First, a complete numeric listing of both Cataloged Items-items which appear in the standard Märklin Catalog, and Non-Cataloged Items-items which do not appear in the standard Märklin Catalog. Secondly, the Non-Cataloged Items have been separated and further defined by special product lines, programs and discontinued items.

Due to Märklin's extensive product line of cataloged and non-cataloged items, not all authorized dealers will have a complete inventory of all of these items. However, dealers can special order any items you may wish to purchase. To locate the Authorized Märklin Dealer nearest you, please write to: Märklin, Inc., PO Box 51319, New Berlin, WI 53151 or call 1-800-825-0888.

WARRANTY

Märklin, Inc. warrants that its products are free from defects in materials and workmanship for a period of one year from the date of purchase. If there is any defect, return that item with proof of purchase to your authorized Märklin Dealer. Defects arising from abuse, improper maintenance or misuse are not covered in this warranty. This warranty applies ONLY to purchases made through Authorized Dealers in North America.

DIGITAL WARRANTY

All locomotive decoder panels (2-rail and 3-rail) are sold only to Authorized Digital dealers for installation. The 3-rail decoder panels will be covered under Märklin, Inc.'s limited warranty only if they are installed by an Authorized Digital Dealer, or by Märklin, Inc. The 2-rail decoder panel will be covered under Märklin, Inc.'s warranty only for its electronic functions. The 2-rail decoder panel will not be covered under warranty for its installation or for its compatibility with the locomotive in which it is being installed.

Märklin, Inc. maintains no responsibility for inadvertent errors in this price list. All prices are subject to change without notice.
All items are invoiced at prices in effect at the time of shipment.

Märklin, Inc. ♦ 16988 W. Victor Road, PO Box 51319 ♦ New Berlin, WI 53151

Märklin, Inc. is the American Subsidiary of Gebr. Märklin & Cie. GmbH, Germany and Exclusive Distributor in North America for Märklin Products

MÄRKLIN'S PRODUCT LINES

1 - 1:32 Scale · HO - 1:87 Scale · Z - 1:220 Scale

Märklin 1993/94 Catalog #15501

DIGITAL - An electronic model railroad control system using digital circuitry which allows control of up to 80 locomotives and 256 accessories with the option of using a personal computer for advanced semi-automatic/automatic train routing and scheduling.

DELTA - Multi-train control system for Märklin HO for independent control of up to 4 or 5 locomotives.
Catalog #16641

ALPHA - HO Complete Children's Interactive Trains System. Brochure #16691.

METALL - High quality, all metal construction kits. Catalog #16311.

HAMO - HO, two-rail DC system. Line includes locomotives and conversion wheel sets for cars.

PRIMEX - Special limited assortment line compatible with Märklin's HO-line.

MAXI - 1 gauge, all-metal, complete line includes: starter set, locomotives, cars, track, and accessories.

NEW ITEMS BROCHURE - 1994 New Items #15810.

HOBBY - Entry level program into Märklin's HO Model Railroading. Catalog #16511.

AMERICAN Z - See enclosed special insert.

SPECIAL EXPORT PROGRAM

Märklin's Special Export Models Program consists of non-cataloged models produced exclusively for a particular country and released after one year to all export countries. Catalog #17592.

NOTE: Availability of Discontinued, Export, and Limited Run items cannot be guaranteed.

ABBREVIATIONS

BLS	Bern Lötschberg Simplon Railroad
CFL	Luxemburg State Railways
DB	German Federal Railroad
DBP	German Federal Postal System
DR	German State Railroad (East Germany)
DRG	German State Railroad (1920-1945)
DRG Alsace-Lorraine	German State Railroad Alsace-Lorraine Deutsche Reichsbahn Elsass-Lothringen
DSB	Danish State Railways
FS	Italian State Railways
GHMFFE	Grand Ducal Mecklenburg Friedrich Franz Railroad (Grossherzoglich Mecklenburgischen Friedrich-Franz-Eisenbahn)
K.BAY.ST.E.	Royal Bavarian State Railroad
KPEV	Royal Prussian Railroad Administration
K.W.ST.E.	Royal Württemberg State Railways
KSSTE	Royal Saxon State Railways (Königlich Sächsischen Staatseisenbahnen)
NS	Dutch Railways
NSB	Norwegian State Railways
ÖBB	Austrian Federal Railways
SBB	Swiss Federal Railways
SJ	Swedish Railways
SNCB	Belgian State Railways
SNCF	French State Railways
SOB	Swiss Southeast Railroad (Südostbahn)

SYMBOLS

†	Special U.S. Prototypes
(D)	Discontinued Item
(E)	Export Item
(L)	Limited Run Item
(P)	Primex Item
*	1994 New Items
(HOB)	Hobby Program
(HF)	High Efficiency
(EX)	Exclusive Item
(S)	Special Märklin Products including: Exclusive, Export, Limited-Run, MAXI, Digital decoders & components, non-Märklin product lines, videos, etc.

SCALE

H	-	HO Gauge
Z	-	Z Gauge
1	-	1 Gauge
D	-	Digital
M	-	Metall
S	-	Spare Parts
A	-	Alpha

*** SEE SPECIAL INSERT FOR
NON-CATALOGED ITEMS AVAILABLE**

Märklin, Inc. ♦ 16988 W. Victor Road, PO Box 51319 ♦ New Berlin, WI 53151

Märklin, Inc. is the American Subsidiary of Gebr. Märklin & Cie. GmbH, Germany and Exclusive Distributor in North America for Märklin Products

ITEM #	DESCRIPTION	SCALE	PRICE
0050	S 2 TRAIN ANNIV SET (50 YRS HO) (L)	H	495.00
0065	S SINSHEIM MUSEUM ASST. (L)	P	375.00
0103	S VHS VIDEO "EUROPEAN EXPRESS" Vol. 3	P	37.95
0104	S VHS VIDEO "THE AUSTRIAN RR"	P	72.00
0105	S FELTSCHLOSSCHEN DISPLAY PKG. (EX)	P	339.00
0108	S VHS VIDEO "EUROPE ON RAILS"	P	72.00
0109	S VHS VIDEO "SMISS RAILWAYS"	P	46.95
0110	S VHS VIDEO "EUROPEAN EXPRESS" Vol. 2	P	37.95
0111	S VHS VIDEO "THE BLACK FOREST RR"	P	62.00
0113	S VHS RHATISCHE BAHN	P	46.95
0114	S VHS ALPINE EXPRESS	P	46.95
0115	S VHS VIDEO "EUROPEAN EXPRESS" Vol. 4	P	37.95
0116	S VHS VIDEO "EUROPEAN EXPRESS" Vol. 5	P	37.95
0117	S VHS VIDEO "EUROPEAN EXPRESS" Vol. 6	P	37.95
0118	S VHS RAILWAYS OF SOUTHERN GERMAN	P	46.95
0119	S VHS VIDEO "EUROPEAN EXPRESS" Vol. 8	P	37.95
0120	S VHS BAVARIAN CAB RIDE	P	37.95
0121	S VHS THE ORIENT EXPRESS	P	33.50
0122	S VHS ICE WORLD RECORD	P	19.95
0123	S VHS GERMAN HEAVY PACIFIC	P	39.95
0124	S VHS FAMOUS RAIL FESTIVAL 1985	P	29.95
0125	S VHS "FULL STEAM THURINGIAN FOREST"	P	39.95
0126	S VHS "HIGH-BALL GERMAN MIKADO"	P	39.95
0209	M TRACK STENCIL	H	21.50
0210	K TRACK STENCIL	H	21.50
0211	K/M CATENARY STENCIL	H	20.00
0212	K TRACK STENCIL	Z	21.50
0225	COACH INTERIOR	H	11.75
0226	SEATED PASSENGERS PK/10	H	10.95
0230	M TRACK PLANNING KIT (HOB)	H	30.00
0231	K TRACK PLANNING KIT	H	30.00
0232	Z TRACK PLANNING KIT	Z	30.00
0241	SMOKE FLUID 1.15 OZ. PK/5	S	14.75
0262	SOCKET DRIVER	S	20.30
0269	DISPLAY FOR 3171 (D)	P	245.00
0285	1991 CALENDAR "100 YEARS" (D)	P	49.50
0292A	REVISED "0292" Z TRK PLAN BOOK	Z	12.95
0296	Z TRACK PLAN BOOK	Z	24.95
* 0308	"GET STARTED W/MÄRKLIN DGTL" (Grn Text) D		33.00
* 0319	SUPPLEMENT TO MÄRKLIN 1 GAUGE BOOK	1	32.50
0323	MÄRKLIN 1 GAUGE HANDBOOK	1	57.00
0324	1 GAUGE BOOK (German Text) (D)	1	41.00
0328	ADVANCED MÄRKLIN RR (German Text)	H	38.00
* 0336	"HO MODEL RR LAYOUTS" (German Text)	H	TBA
0342	M SIGNAL MANUAL	H	11.50
0356	CROCODILE BOOK (German Text)	P	34.00
0368	K SIGNAL MANUAL	H	15.50
0403	S BRIEFCASE LAYOUT W/TRAIN	Z	789.00
0406	S EUROPEAN STYLE Z LAYOUT	Z	1085.00
0408	S WINTERIZED BRIEFCASE LAYOUT	Z	789.00
0428	S RHEINGOLD POSTER	P	5.95
0429A	S 52/53 CATALOG COVER POSTER	P	5.95
0430	S TRAIN COMPOSITION POSTER	P	3.95
0432P	S LOCOMOTIVE POSTER	P	5.95
0501	S "WALDENBURG" HO LAYOUT	H	1995.00
0509	S US STYLE Z LAYOUT	Z	759.00
0702	K/M TRACK PLAN BOOK	H	37.75
0712	M TRACK PLAN BOOK-BEGINNER (English)(D)	H	21.50
0713	M TRACK PLAN BOOK-BEGINNER (French)(D)	H	21.50
0716	HO ELECTRICAL MANUAL	H	33.00
0722	K TRACK PLAN BOOK-BEGINNER (English)	H	21.50
0733	MÄRKLIN HO SERVICE MANUAL	H	14.95
0772	DIGITAL TEST KIT	S	SEE YOUR DEALER
0848	125TH ANNIVERSARY MAGAZINE	P	6.50
0900	S SMOKE UNIT FOR METAL BODY LOCOS	S	18.95
0901	S DGTL 7226 SMOKE UNIT KIT	S	18.95
0902	S SMOKE UNIT FOR 3318 & 3518	S	18.95
0903	S DGTL SMOKE UNIT FOR 3618	S	18.95
0904	S SMOKE FLUID 50 ML BOTTLE	S	7.50
0905	S LOCO CLEANING FLUID 125 ML	S	4.95
0906	S NEEDLE POINT OILER W/OIL	S	1.95
0907	S REPLACEMENT TUBE FOR 0900	S	15.95
0908	S REPLACEMENT TUBE FOR 0901	S	15.95
0909	S REPLACEMENT TUBE FOR 0902	S	15.95
0910	S REPLACEMENT TUBE FOR 0903	S	15.95

ITEM #	DESCRIPTION	SCALE	PRICE
0931	S KOLL'S CATALOG 1993 VOL 1	P	49.95
0932	S KOLL'S CATALOG 1993 VOL 2	P	49.95
0933	S KOLL'S SPECIAL CATALOG 1993	P	59.95
* 0934	S KOLL'S CATALOG 1994 VOL 1	P	54.00
* 0935	S KOLL'S CATALOG 1994 VOL 2	P	54.00
* 0936	S KOLL'S SPECIAL CATALOG 1994	P	66.00
1003	BASIC METALL SET 208/PCS	M	69.50
1004	BASIC CONSTRUCTION SET M30	M	109.00
1005	BASIC CONSTRUCTION SET M50	M	152.00
1006	BASIC CONSTRUCTION SET M60	M	249.00
1007	ROBOTICS CONSTRUCTION SET (D)	M	479.00
1008	SOLAR CONSTRUCTION SET (D)	M	185.00
1010	BASIC METALL SET 537/PCS	M	175.00
1015	EXTENSION SET E10	M	49.00
1016	EXTENSION SET E30	M	78.00
1017	EXTENSION SET E50	M	119.00
1018	METALL AC/DC MOTOR (D)	M	62.50
1022	MOTOR FOR 9-16 VOLTS DC	M	42.50
1030	TRACTOR GIFT SET	M	38.00
1031	TRACTOR W/TRAILER GIFT SET	M	62.00
1033	CHOPPER GIFT SET	M	38.00
1035	CABLE CAR GIFT PACKAGE (D)	M	49.00
1037	HELICOPTER GIFT SET	M	26.00
1040	EXPANSION SET 'NUTS & BOLTS'	M	18.00
1041	EXPANSION SET 'FLAT GIRDERS'	M	25.95
1042	EXPANSION SET 'ANGLE GIRDERS'	M	38.00
1043	EXPANSION SET 'PLATES'	M	25.75
1044	EXPANSION SET 'TIRES W/RIMS'	M	31.50
1045	EXPANSION SET 'GEARS'	M	38.00
1047	EXPANSION SET 'CHAIN GEARS'	M	34.50
* 1060	EXPANSION SET 'SOLAR'	M	67.00
1062	MECHANICS EXTENSION SET	M	115.00
* 1067	EXPANSION SET 'SHAFTS'	M	21.00
* 1068	EXPANSION SET 'CONNECTING ELEMENTS'	M	25.00
* 1069	EXPANSION SET 'MECHANICAL ELEMENTS'	M	29.50
* 1070	EXPANSION SET 'WHEELS & GEAR WHEELS'	M	29.50
1077	MÄRKLIN TRAK THEME SET (D)	M	125.00
* 1080	BASIC SET M100	M	435.00
* 1081	EXTENSION SET E60	M	225.00
1082	S MISSISSIPPI STEAMER SET (EX)	M	1365.00
* 1083	"UNIMOG" THEME SET	M	215.00
1084	METALL GO KART SET	M	156.00
1092	S MUSM MERCEDES BENZ 300 SL CAR (L)	H	675.00
* 1101	S ARMORED CAR (EX)	1	TBA
1650A	S NOCH GRASS MAT 39" X 78"	H	29.95
1651A	S NOCH TUNNEL-CURVED OR STRAIGHT	H	22.00
1652A	S NOCH TUNNEL-STRAIGHT	H	16.00
1653A	S NOCH ROADWAY 6'6"	H	12.00
1654A	S NOCH ROLLER	S	9.50
1660A	S NOCH GRASS MAT 39" X 29"	Z	12.00
1661A	S NOCH TUNNEL-CURVED	Z	14.00
1662A	S NOCH TUNNEL-STRAIGHT	Z	23.00
1663A	S NOCH ROADWAY	Z	6.75
1693	POST OFFICE (P)(D)	H	12.95
1695	RURAL HOTEL (P)(D)	H	16.50
1696	TRACK SCALE (P)(D)	H	11.50
1703	FIRE STATION (P)(D)	H	13.95
1704	PUBLIC SWIMMING POOL (P)(D)	H	10.50
1705	SAW MILL (P)(D)	H	10.50
1706	TERRACED HOUSES (P)(D)	H	7.95
1707	KINDERGARTEN (P)(D)	H	8.95
1708	MINEHEAD BUILDING (P)(D)	H	11.95
1709	LIQUID GAS WORKS (P)(D)	H	11.95
1714	FACTORY (P)(D)	H	14.95
1719	32 PLUGS/8 SOCKETS (P)(D)	H	10.50
1720	DUAL LAMP STATION ARC LIGHT (P)(D)	H	14.50
1721	WOODEN MAST STREET LIGHT (P)(D)	H	13.50
1722	DUAL LAMP STREET LIGHT (P)(D)	H	15.50
1723	DISTRIBUTION STRIPS PK/2 (P)(D)	H	6.75
1724	SET OF STREET LIGHTS (P)(D)	H	32.50
1725	STREET LIGHT (P)(D)	H	9.95
1727	STREET LAMP (P)(D)	H	11.00
1728	ARC LAMP W/LATTICE MAST (P)(D)	H	12.95
1730	RAILROAD WORKERS (P)(D)	H	9.95
1731	SIX WAITING PASSENGERS (P)(D)	H	9.95

Märklin, Inc. ♦ 16988 W. Victor Road, PO Box 51319 ♦ New Berlin, WI 53151

Märklin, Inc. is the American Subsidiary of Gebr. Märklin & Cie. GmbH, Germany and Exclusive Distributor in North America for Märklin Products

ITEM #	DESCRIPTION	SCALE	PRICE	ITEM #	DESCRIPTION	SCALE	PRICE
1735	WATER TOWER	(P)(D) H	8.95	2202	K TRACK 1-3/4" STRAIGHT PK/10	H	3.10/pc
1743	GAS LIGHT	(P)(D) H	11.00	2203	K TRACK 1-3/16" STRAIGHT PK/10	H	3.00/pc
1744	FIVE TREES	(P)(D) H	15.95	2204	K TRACK 7/8" STRAIGHT PK/10	H	2.95/pc
1745	FOUR TREES	(P)(D) H	13.95	2205	K TRACK 35-1/2" FLEX PK/10	H	14.50/pc
1747	HALF-TIMBERED HOUSE	(P)(D) H	14.00	2206	K TRACK 6-5/8" STRAIGHT PK/10	H	3.50/pc
1747A	SCENIC MATERIAL	(P)(D) H	3.95	2207	K TRACK 6-1/8" STRAIGHT PK/10	H	3.40/pc
1750	STATION	(P)(D) H	11.50	2208	K TRACK 1-3/8" STRAIGHT PK/10	H	2.95/pc
1751	YARD TOWER	(P)(D) H	6.75	2209	K TRACK 8-5/8" STRAIGHT PK/10	H	4.00/pc
1753	PASSENGER PLATFORM	(P)(D) H	6.75	2210	K TRACK 11-5/8" R 45° PK/10	H	4.10/pc
1754	YARD TOWER	(P)(D) H	4.50	2221	K TRACK 14-1/8" R 30° PK/10	H	3.25/pc
1755	TOWER MAST LAMP	(P)(D) H	11.95	2223	K TRACK 14-18" R 15° PK/10	H	3.20/pc
1756	STATION	(P)(D) H	18.00	2224	K TRACK 14-1/8" R 7.5° PK/10	H	2.95/pc
1758	TRAIN SHED	(P)(D) H	12.00	2229	K TRACK CURVED CIRCUIT TRACK 15	H	14.50
1759	TUNNEL PORTAL (2 PIECES)	(P)(D) H	4.95	2231	K TRACK 16-3/4" R 30° PK/10	H	3.80/pc
1760A	RAILWAY STATION	(P)(D) H	6.50	2232	K TRACK 16-3/4" R 22° 30' PK/10	H	3.65/pc
1761A	ENGINE HOUSE	(P)(D) H	7.95	2233	K TRACK 16-3/4" R 15° PK/10	H	3.40/pc
1762	ARCH BRIDGE	(P)(D) H	3.95	2234	K TRACK 16-3/4" R 7° 30' PK/10	H	3.20/pc
1763	TRUSS BRIDGE	(P)(D) H	3.95	2235	K TRACK 16-3/4" R 3° 45' PK/10	H	3.10/pc
1764	CURVED BRIDGE	(P)(D) H	3.95	2239	K TRACK CURVED CIRCUIT TRACK 15	H	14.50
1765	BRIDGE PILLARS	(P)(D) H	3.95	2241	K TRACK 21-3/4" R 30° PK/10	H	5.00/pc
1766	GROUND COVER	(P)(D) H	7.50	2251	K TRACK 24-3/4" R 30° PK/10	H	5.00/pc
1770	PALACE	(P)(D) H	11.95	2257	K TRACK CROSSING 14° 26'	H	33.50
1772	BUNGALOW	(P)(D) H	3.95	2258	K TRACK CROSSING 45°	H	19.00
1773	SUBURBAN HOUSE	(P)(D) H	3.95	2259	K TRACK CROSSING 22° 30'	H	20.00
1776	GAS STATION	(P)(D) H	5.95	2260	K TRACK DOUBLE SLIP REMOTE	H	72.00
1777	INN	(P)(D) H	6.95	2261	K TRACK TURNOUT R & L REMOTE	H	84.00
1778	CABLE CAR SET	(P)(D) H	17.95	2262	K TRACK TURNOUT LEFT REMOTE PK/2	H	84.00
1779	TWO STORY ROW HOUSES	(P)(D) H	10.50	2263	K TRACK TURNOUT RIGHT REMOTE PK/2	H	84.00
1781	COALING STATION	(P)(D) H	8.50	2264	K TRACK TURNOUT R & L MANUAL	H	42.00
1782	BUNGALOW	(P)(D) H	6.75	2265	K TRACK TURNOUT LEFT MANUAL PK/2	H	42.00
1784	GARDEN FENCE	(P)(D) H	5.60	2266	K TRACK TURNOUT RIGHT MANUAL PK/2	H	42.00
1785	CEMENT TRUCK	(P)(D) H	9.50	2267	K TRACK TURNOUT CURVED R & L REMOTE	H	84.00
1786	TRAIN WASHING FACILITY	(P)(D) H	5.50	2268	2 LEFT K TRACK CURVED TURNOUTS	H	42.00
1787	LINESIDE WORKER'S HOUSE	(P)(D) H	6.50	2269	2 RIGHT K TRACK CURVED TURNOUTS	H	42.00
1788	EIGHT VEHICLES	(P)(D) H	9.95	2270	K TRACK TURNOUT 3-WAY REMOTE	H	71.50
1791	NURSERY BUILDINGS	(P)(D) H	5.50	2271	K TRACK TURNOUT 35.6" R. R & L MANUAL	H	51.50
1792	COTTAGE & BARN	(P)(D) H	5.60	2272	K TRACK TURNOUT 35.6" R. LEFT PK/2	H	51.50
1794	SCENIC MATERIALS	(P)(D) H	14.95	2273	K TRACK TURNOUT 35.6" R. RIGHT PK/2	H	51.50
1796	SIX FLOWERING BUSHES	(P)(D) H	9.95	2274	K TRACK 35.6" R. 14° 26' PK/10	H	4.00/pc
1797	CHAPEL	(P)(D) H	8.75	2275	K TRACK DOUBLE SLIP MANUAL	H	52.00
1798	DAIRY BARN	(P)(D) H	5.95	2290	K TRACK 7-18" STRAIGHT FEEDER	H	8.00
1799	SIX TREES	(P)(D) H	14.95	2291	K TRACK ADAPTER 7-1/8" STRAIGHT 2/PK	H	15.00
1803 S	RAK AUTO SET 2 FORD CARS	(EX) H	79.00	2292	K TRACK 7-1/8" STRAIGHT FEED W/CAP	H	10.95
1818 S	RAK AUTO SET 2 GM CARS	(EX) H	79.00	2293	K TRACK 1-5/8" STRAIGHT PK/10	H	3.10/pc
1840 S	MUSEUM PORSCHE FOUR CAR SET	(L) P	249.00	2295	K TRACK CONTACT TRACK SET	H	18.95
1884 S	OLDTIMER TRUCK SET	(EX) M	98.00	2297	K TRACK 3-9/16" UNCOUPLER	H	25.50
1885 S	METALL OMNIBUS SET	(EX) M	98.00	2299	K TRACK STRAIGHT CIRCUIT TRACK	H	14.75
1886 S	FIRE TRUCK SET	(EX) M	98.00	2401M	MILLER HIGH LIFE BEER CAR	Z	29.00
1887 S	LOCOMOBILE W/TRAILER	(EX) M	149.00	2402M	MILLER GENUINE DRAFT BEER CAR	Z	29.00
1888	DELIVERY TRUCK SET	M	105.00	2403M	MILLER LITE BEER CAR	Z	31.50
1889 S	DELIVERY TRUCK SET	(EX) M	105.00	2404M	MILLER HI LIFE (LADY) BEER CAR	Z	31.50
1890 S	FIRE TRUCK SET	(EX) M	105.00	2451A	SPECIAL EDITION BONUS CAR	Z	23.00
1891 S	LOCOMOBILE CRANE	(EX) M	122.00	2510A	SWITZERLAND INT'L CAR, 1989	Z	24.50
1892	FARM MACHINERY SET	M	84.00	2511	ALPHA 'RADAR' EXTENSION SET (D)	A	138.00
1894	DELIVERY TRUCK SET	M	84.00	2511A	GERMANY INT'L CAR, 1991	Z	29.50
1895	STEAM ROLLER	H	125.00	2511C	GERMANY INT'L CAR, 1987	H	49.50
1896 S	LOCOMOBILE	(L) H	99.00	2512A	FRANCE INT'L CAR, 1990	Z	24.50
1897 S	LOCOMOBILE	(L)(D) H	125.00	2512C	FRANCE INT'L CAR, 1987	H	49.50
1899	OLDTIMER TRUCK SET	H	76.00	2514A	NETHERLANDS INT'L CAR, 1989	Z	24.50
1952 S	METALL MERCEDES BENZ 300 SL	(EX) M	495.00	2515	ALPHA MACHINES MULTIFUNCTION CAR	A	42.00
1993 S	MÄRKLIN TANK TRUCK	(EX) M	735.00	2516A	CANADA INT'L CAR, 1989	Z	24.50
2001	ALPHA TRACK 7-1/8" STRAIGHT PK/6	A	19.00	2517	ALPHA LOW SIDE CAR	A	32.00
2006	ALPHA STRAIGHT TRACK BRIDGE SET	A	32.50	2518	ALPHA TRAVELLER A	A	34.95
2019	ALPHA TRACK BUMPER	A	8.50	2519	ALPHA TRAVELLER F	A	34.95
2021	ALPHA TRACK 14-1/8" R 30° PK/6	A	19.00	2550	JAPAN INT'L CAR, 1987	Z	23.50
2026	ALPHA CURVE TRACK BRIDGE SET	A	32.50	2550A	JAPAN INT'L CAR, 1990	H	39.95
2031	ALPHA TRACK 17-1/8" R 30° PK/6	A	22.00	2551	GREAT BRITAIN INT'L CAR, 1987	Z	23.50
2062	ALPHA TRACK TURNOUT LEFT MANUAL	A	20.00	2551A	GREAT BRITAIN INT'L CAR, 1989	H	39.95
2063	ALPHA TRACK TURNOUT RIGHT MANUAL	A	20.00	2552A	SWEDEN INT'L CAR, 1990	H	39.95
2090	ALPHA FEEDER TRACK	A	9.95	2553A	AUSTRIA INT'L CAR, 1989	H	39.95
2091	ADAPTER TRACK-M TRACK 7-1/8" PK/2	A	6.75	2556A	CANADA INT'L CAR, 1989	H	39.95
2120A	1993 HOLIDAY CAR	H	32.95	2561	ALPHA BIG RIG	A	34.50
2121A	1993 HOLIDAY CAR	Z	32.95	2562	ALPHA JUMBO	A	37.00
2200	K TRACK 7-1/8" STRAIGHT PK/10	H	3.25/pc	2564	ALPHA RACING	A	39.50
2201	K TRACK 3-9/16" STRAIGHT PK/10	H	3.20/pc	2565	ALPHA POWER UNIT	A	34.00

Märklin, Inc. ♦ 16988 W. Victor Road, PO Box 51319 ♦ New Berlin, WI 53151

Märklin, Inc. is the American Subsidiary of Gebr. Märklin & Cie. GmbH, Germany and Exclusive Distributor in North America for Märklin Products

ITEM #	DESCRIPTION	SCALE	PRICE
2566	ALPHA SPACE JET	A	22.00
2581	ALPHA EXPLORER	A	28.95
2582	ALPHA SHUTTLE	A	57.00
2583	ALPHA POWER TRUCK	A	45.50
2600	MÄRKLIN MAGAZIN SUBSCRIPTION/6 PER YR	P	6.00 ISSUE
2604	DIGITAL TURNOUTS R & L	D	149.00
2610T S	TELEX MAGAZINE/5 PER YEAR	P	5.95 ea
2611A	Z WINTER LAYOUT 13" X 19"	Z	165.00
2612	BACK ISSUE MÄRKLIN MAGAZINE	P	6.00 ISSUE
2612A	DIGITAL STARTER SET (D)	D	749.00
2622A	BASIC DIGITAL SET (D)	D	599.00
2622B S	GREENBERG'S MDL RR WITH MÄRKLIN HO	P	19.95
2623 S	MÄRKLIN Z LAYOUT BOOK (SOFTBOUND)	Z	14.95
2623A S	"2623" (HARDBOUND)	Z	24.95
2627	DIGITAL SET 2-RAIL DC HO	D	795.00
+ 2630 S	PASSENGER DEPOT	Z	11.50
+ 2631 S	2-STORY RESIDENCE	Z	9.50
+ 2632 S	FACTORY	Z	13.00
+ 2633 S	FEED MILL	Z	12.50
+ 2634 S	FREIGHT TERMINAL	Z	15.00
+ 2635 S	MINE HEAD	Z	14.00
+ 2637 S	COUNTRY CHURCH	Z	12.00
+ 2638 S	RANCH HOUSE	Z	9.50
+ 2639 S	BARN	Z	10.00
+ 2640 S	STORE FRONTS	Z	11.00
2647 S	DIGITAL SWISS FREIGHT TRAIN (E)	D	296.00
2662	DIGITAL DEMO PASSENGER TRAIN (D)	D	545.00
2664A	DIGITAL DB EXPRESS TRAIN	D	515.00
2665 S	DIGITAL DRG PASSENGER TRAIN (L)(D)	D	595.00
2668	DIGITAL LUFTHANSA AIRPORT SET (D)	D	599.00
2670 S	MÄRKLIN PEN	P	1.25
* 2674A S	SIG NEWSLETTERS VOL 5 (1993)	D	12.00
2675 S	USERS GUIDE TO DIGITAL SYSTEM	D	17.95
2676A S	SIG NEWSLETTERS VOL 1 (89)	D	12.00
2677A S	SIG NEWSLETTERS VOL 2 (90)	D	12.00
2678A S	SIG NEWSLETTERS VOL 3 (91)	D	12.00
2679A S	SIG NEWSLETTERS VOL 4 (92)	D	12.00
2690 S	DIGITAL DBP TRAIN SET (L)	D	369.00
2702 S	PRIMEX 20TH ANNIVERSARY SET (L)(P)(D)	H	289.00
2704 S	STEEL MILL TRAIN (L)(P)(D)	H	210.00
2847 S	SWISS FREIGHT SET (E)	H	335.00
2848 S	BELGIUM CEMENT TRAIN (E)	H	369.00
2849 S	DELTA DB CL 141 ELECTRIC LOCO (EX)	H	220.00
2859	DB DEMONSTRATION TRAIN (D)	H	359.00
2861	DB SUGAR BEET TRAIN (D)	H	289.00
2862	DB DEMO PASSENGER TRAIN (D)	H	410.00
2863	VW AUTO TRANSPORT TRAIN	H	389.00
2864	DB EPOCH III EXPRESS TRAIN (D)	H	475.00
2865 S	DRG EXPRESS PASSENGER TRAIN (L)(D)	H	539.00
2867 S	LUFTHANSA AIRPORT EXPRESS (EX)	H	498.00
2868	LUFTHANSA AIRPORT EXPRESS	H	579.00
2890 S	POSTAL SET DBP (L)	H	325.00
2907	SM FREIGHT STARTER SET (HOB)	H	188.00
2916	DELTA SMALL FREIGHT STARTER SET	H	199.00
2922	WILD WEST STARTER SET	H	189.00
2964	DELTA LARGE FREIGHT STARTER SET	H	335.00
2967A	LARGE FREIGHT STARTER SET (HOB)	H	295.00
2976	ICE START SET W/M TRK 230 VOLT (HOB)	H	TBA
2977A	DELTA ICE STARTER SET W/M TRK (HOB)	H	495.00
2896	DELTA ICE START SET W/K TRK 230 VOLT	H	TBA
3000	DB CL 89 0-6-0T LOCOMOTIVE (HOB)	H	99.50
3001	DB CL 163 ELECTRIC LOCOMOTIVE (HOB)	H	162.00
3002	DB CL E63 ELECTRIC LOCO (P)(D)	H	129.00
3003	DB CL 24 0-6-0 LOCO W/TENDER (HOB)	H	166.00
3012	CHIEMGAU RAILBUS SET (P)(D)	H	179.00
3016	DB CL 795 RAILBUS (HOB)	H	132.00
3017	RAILCAR SET (P)(D)	H	228.00
3032	DB CL 81 0-8-0T LOCO (HOB)	H	182.00
* 3033	DB CL 114 ELECTRIC LOCOMOTIVE (HOB)	H	242.00
3034	DB CL 141 ELECTRIC LOCOMOTIVE (HOB)	H	189.00
3037	DB CL 141 ELECTRIC LOCOMOTIVE (HOB)	H	199.00
3053	DB CL 103 ELECTRIC LOCOMOTIVE (HOB)	H	248.00
3060	SANTA FE F7 DIESEL LOCOMOTIVE	H	166.00
3067 S	DSB CL MY 1100 DIESEL LOCO (E)	H	228.00
3072	DB CL 212 DIESEL LOCO (HOB)	H	179.00

ITEM #	DESCRIPTION	SCALE	PRICE
3074	DB CL 216 DIESEL LOCO (HOB)	H	179.00
3078	HENSCHEL DHG 500 DIESEL LOCO (HOB)	H	112.00
3079 S	DB CL 216 DIESEL LOCO (EX)	H	215.00
3080	DHG 500 DIESEL SWITCHER (D)	H	89.00
3084	DB CL 050 2-10-0 LOCO W/TENDER	H	329.00
3085	DB CL 003 4-6-2 LOCO W/TENDER (HOB)	H	285.00
3087	GERMAN 0-6-0T LOCOMOTIVE (HOB)	H	89.00
3088	HENSCHEL DHG 700C DIESEL LOCO (HOB)	H	132.00
3095	DB CL 74 2-6-0T LOCOMOTIVE (HOB)	H	149.00
3096	DB CL 86 2-8-2T LOCO W/TELEX (HOB)	H	285.00
3097	DB CL 03 4-6-2 LOCO W/TENDER (HOB)	H	298.00
3098 S	DB 38 1182 4-6-0 LOCO W/TENDER (EX)	H	245.00
3099	DB CL 38 4-6-0 LOCO W/TENDER (HOB)	H	215.00
* 3103	KPEV CL T 12 2-6-0T TANK LOCO (HOB)	H	189.00
3118 S	EST MICHELINE RAILBUS (E)	H	355.00
3121 S	MICHELINE RAILBUS (E)	H	380.00
3122 S	EST MICHELINE RAILBUS (E)	H	380.00
3123 S	SNCB MICHELINE RAILBUS (E)	H	369.00
3124 S	SNCF MICHELINE RAILBUS (E)	H	315.00
3125	SBB "RED ARROW" RAILCAR (D)	H	339.00
3128	BERLIN S-BAHN SET (HOB)	H	252.00
3131	DB CL 361 DIESEL LOCO W/TELEX (HOB)	H	210.00
3132 S	SJ CL V5 DIESEL SWITCHER (E)	H	125.00
3140 S	CL VT21/VS32 RAILBUS SET (E)	H	177.00
3141	DB CL 260 DIESEL LOCO (D)	H	172.00
3142 S	FS CL D236 DIESEL LOCO (L)(D)	H	155.00
3153	DB CL 120 ELECTRIC LOCO (D) (HOB)	H	262.00
3160	ÖBB CL 1043 ELECTRIC LOCO	H	220.00
3174 S	DSB CL MY DIESEL LOCO (E)	H	345.00
3179	DB CL 132 ELECTRIC LOCO (HOB)	H	209.00
3181	BURLINGTON NORTHERN F7 DIESEL	H	178.00
3185 S	BAVARIAN MOUNTAIN TRAIN (L)(P)(D)	H	239.00
3187	DR CL EP5 ELECTRIC LOCO (P)(D)	H	185.00
3188	DB CL 103 ELECTRIC LOCO (P)(D)	H	260.00
3189	DHG 500 DIESEL SWITCH LOCO (P)(D)	H	99.00
3190	DB CL 80 0-6-0T LOCO (P)(D)	H	88.00
3198	DHG 500 DIESEL SWITCHER LOCO (P)(D)	H	84.00
3303	DRG CL 78 4-6-4T TANK LOCO	H	320.00
3304	DB CL 80 0-6-0T LOCOMOTIVE	H	268.00
3305	KPEV CL T 18 4-6-4T STEAM LOCO	H	322.00
3306	DB CL 78 4-6-4T STEAM LOCO	H	299.00
3307	K.W.S.T.E. CL T18 4-6-4T LOCO	H	322.00
3308	DRG CL 85 2-10-2T LOCOMOTIVE	H	375.00
3309	DB CL 85 2-10-2T LOCO W/TELEX	H	398.00
3310	DB CL 012 4-6-2 LOCO W/TENDER	H	398.00
3315	DB CL 50 2-10-0 LOCO W/TENDER	H	366.00
3317 S	SNCF 4-6-2 LOCO/TENDER (E)	H	329.00
3318	DRG CL 18.4 4-6-2 LOCO W/TENDER	H	299.00
3319 S	ÖBB 2-10-0 LOCO W/TENDER (E)	H	379.00
3320 S	CL BB 22 200 ELECTRIC LOCO (E)	H	349.00
3322	DB CL 194 ELECTRIC LOCO	H	309.00
* 3326	DELTA NS CL 1700 ELECTRIC LOCOMOTIVE	H	365.00
3326A S	CL 1600 ELECTRIC LOCO NS (EX)	H	326.00
3326B S	NS CL 1700 ELECTRIC LOCO (EX)	H	360.00
3329	DB CL 191 ELECTRIC LOCO	H	469.00
3331	DELTA DB CL 140 ELECTRIC LOCOMOTIVE	H	265.00
3334	SNCF CL BB 26000 ELECTRIC LOCOMOTIVE	H	398.00
3334A	SNCF CL BB 26000 ELECTRIC LOCOMOTIVE	H	395.00
3335	DR CL 254 ELECTRIC LOCOMOTIVE	H	335.00
3336 S	SBB CL Ae 6/6 ELECTRIC LOCO (L)	H	445.00
3337 S	SBB CL Ae 6/6 ELECTRIC LOCO (E)	H	449.00
3338 S	SBB CL Ae 6/6 ELECTRIC LOCO (L)	H	445.00
3339	SBB CL Ae 6/6 ELECTRIC LOCO	H	469.00
3340	DB CL 110 ELECTRIC LOCOMOTIVE	H	285.00
* 3341	DELTA SWEDISH ELECTRIC LOCOMOTIVE	H	269.00
3341A	SJ CL Rc 2 ELECTRIC LOCOMOTIVE	H	279.00
3342	DB CL 111 ELECTRIC LOCOMOTIVE	H	255.00
3343	DB CL 151 ELECTRIC LOCOMOTIVE	H	289.00
3344	DB CL 110 ELECTRIC LOCOMOTIVE	H	249.00
3345	DB CL 140 ELECTRIC LOCOMOTIVE	H	249.00
3347	DB CL 212 DIESEL LOCOMOTIVE	H	209.00
3348	DB CL 120 ELECTRIC LOCOMOTIVE	H	298.00
* 3351	DELTA SBB CL Ae 3/6 ELECTRIC LOCO	H	310.00
3351A	SBB CL Ae 3/6 ELECTRIC LOCOMOTIVE	H	299.00
3352	SBB CL Ce 6/8 ELECTRIC LOCOMOTIVE	H	479.00

Märklin, Inc. ♦ 16988 W. Victor Road, PO Box 51319 ♦ New Berlin, WI 53151

Märklin, Inc. is the American Subsidiary of Gebr. Märklin & Cie. GmbH, Germany and Exclusive Distributor in North America for Märklin Products

ITEM #	DESCRIPTION	SCALE	PRICE	ITEM #	DESCRIPTION	SCALE	PRICE
3353	DB CL 120.1 ELECTRIC LOCOMOTIVE	H	282.00	3615	DIGITAL DB CL 50 2-10-0 LOCOMOTIVE	D	395.00
3355	DB CL 111 ELECTRIC LOCOMOTIVE	H	255.00	3618	DIGITAL DRG CL 18.4 4-6-2 LOCOMOTIVE	D	355.00
3357	DB CL 103 ELECTRIC LOCOMOTIVE	H	275.00	3624	S DIGITAL SNCF MICHELINE RAILBUS (E)	D	385.00
3358	DB CL 103 ELECTRIC LOCOMOTIVE	H	288.00	3628	S DIGITAL CL E91 ELEC LOCOMOTIVE (EX)	D	495.00
3360	DB CL 111 ELECTRIC LOCOMOTIVE	H	255.00	3629	DIGITAL DB CL 191 ELECTRIC LOCOMOTIVE	D	518.00
3361	DB CL 151 ELECTRIC LOCOMOTIVE	H	275.00	3631	DIGITAL DB CL 361 LOCO W/TELEX (D)	D	265.00
3362	S SANTA FE A-B-A F7 SET (EX)	H	595.00	3634	DIGITAL SNCF CL BB 26000 ELEC LOCO	D	475.00
3363	SNCB CL 16 ELECTRIC LOCOMOTIVE	H	285.00	3634A	DIGITAL SNCF CL BB 26000 ELEC LOCO	D	435.00
3366	DB CL 152 ELECTRIC LOCOMOTIVE	H	335.00	3638	S DIGITAL SBB CL Ae 6/6 ELEC LOCO (L)	D	479.00
3367	S DB CL 118 ELECTRIC LOCOMOTIVE (EX)	H	429.00	3642	DIGITAL DB CL 111 ELEC LOCOMOTIVE	D	295.00
3368	DB CL 118 ELECTRIC LOCOMOTIVE	H	485.00	3647	DIGITAL DB CL 212 DIESEL LOCOMOTIVE	D	265.00
3370	DB CL 401 INTERCITY EXPRESS TRAIN SET	H	795.00	3652	DIGITAL SBB CL Ce 6/8 ELEC LOCOMOTIVE	D	535.00
3372	DB CL 212 DIESEL LOCOMOTIVE	H	207.00	3653	DIGITAL DB CL 120 ELECTRIC LOCOMOTIVE	D	315.00
3373	DB CL 216 DIESEL LOCOMOTIVE	H	245.00	3654	DIGITAL DB CL 120.1 ELECTRIC LOCOMOTIVE	D	339.00
3374	DELTA DB CL 216 DIESEL LOCOMOTIVE	H	225.00	3656	DIGITAL SBB CL Ce 6/8 ELEC LOCOMOTIVE	D	535.00
3375	DB CL 216 DIESEL LOCOMOTIVE	H	209.00	3657	DIGITAL DB CL 103 ELECTRIC LOCO (D)	D	325.00
* 3376	DB CL 628.2 DIESEL RAILCAR TRAIN	H	435.00	3658	DIGITAL DB CL 103 ELECTRIC LOCOMOTIVE	D	352.00
3376A	DB CL 628.2 DIESEL RAILCAR (D)	H	436.00	3660	DIGITAL DB CL 111 ELECTRIC LOCO (D)	D	315.00
3377	DB CL 212 DIESEL LOCOMOTIVE	H	216.00	3662	S DIGITAL SANTA FE A-B-A SET (EX)	D	645.00
3379	S DB DIESEL LOCOMOTIVE CL 216 (EX)	H	235.00	3663	S DIGITAL ALASKA ELEC LOCO F7 A-B-A (EX)	D	585.00
* 3380	DB CL V 200.0 DIESEL HYDRAULIC LOCO	H	395.00	3664	DIGITAL DB CL 260 LOCOMOTIVE	D	275.00
3382	S DB CL V 200.1 DIESEL LOCO (EX)	H	410.00	3665	DIGITAL DB CL 260 LOCOMOTIVE W/TELEX	D	258.00
3386	S PTT POSTAL RAILCAR NS (E)	H	395.00	3667	S DIGITAL CL E 18 ELEC LOCO SET (EX)	D	920.00
3387	DB CL 98.3 0-4-0T LOCOMOTIVE	H	315.00	3672	DIGITAL DB CL 212 DIESEL LOCOMOTIVE	D	255.00
3388	S PTT POSTAL RAILCAR NS (E)	H	399.00	3674	DIGITAL DB CL 216 DIESEL LOCO (D)	D	255.00
3389	S PTT POSTAL RAILCAR NS (E)	H	379.00	* 3676	DIGITAL DB CL 628.2 DSL RAILCAR TRAIN(D)	D	495.00
3390	DB CL 01.10 4-6-2 STEAM LOCO W/TENDER	H	419.00	3676A	DIGITAL DB CL 628.2 RAILCAR	D	512.00
3391	DRG CL 03.10 STREAMLINED STEAM LOCO(HF)	H	410.00	3679	S DIGITAL DB CL 216 DIESEL (EX)	D	272.00
3392	DB CL 41 2-8-2 LOCO W/TENDER	H	365.00	3681	DIGITAL DB CL 221 DIESEL LOCOMOTIVE	D	432.00
* 3393	S DELTA DRG CL 52 2-10-0 ST LOCO W/TDR(EX)	H	345.00	3682	S DIGITAL DB CL V 200.1 DIESEL LOCO (EX)	D	439.00
3395	DELTA DB CL 003 LOCO W/TENDER	H	379.00	3683	DIGITAL DRG CL ET 194.11 RAILCAR (D)	D	335.00
3396	DELTA DB CL 86 TANK LOCOMOTIVE	H	299.00	3684	DIGITAL DB CL 050 2-10-0 LOCOMOTIVE	D	375.00
3397	DR CL 03 4-6-2 STEAM LOCO W/TENDER	H	348.00	3686	DIGITAL DRG CL PTL 2/2 0-4-0T TANK LOCO	D	375.00
3414	S SNCF CL 150 Z 2-10-0 LOCO W/TNDR (E)	H	395.00	3687	DIGITAL DB CL 98.3 0-4-0T STEAM LOCO(D)	D	375.00
* 3415	DB CL 52 2-10-0 STEAM LOCO W/TENDER	H	410.00	3688	DIGITAL HENSCHEL DGH 700 C LOCOMOTIVE	D	170.00
3419	S NS CL 49 2-10-0 STEAM LOCO (E)	H	395.00	3690	DGTL DB CL 01.10 4-6-2 STM LOCO W/TENDER	D	469.00
3428	DELTA DB CL 515 RAILCAR	H	312.00	3696	DIGITAL DB CL 86 2-8-2T W/TELEX	D	345.00
3430	DELTA SBB CL Re 4/4 IV ELECTRIC LOCO	H	320.00	3702	DIGITAL BORSIG 2-6-8-0 LOCOMOTIVE	D	570.00
* 3441	S DELTA DR CL 143 ELECTRIC LOCO (EX)	H	320.00	3703	DIGITAL DRG CL 78 4-6-4T TANK LOCO	D	398.00
* 3442	DR CL 212 ELECTRIC LOCOMOTIVE	H	379.00	3704	DIGITAL DB CL 80 TANK LOCOMOTIVE(HF)	D	395.00
3443	DR CL 243 ELECTRIC LOCOMOTIVE	H	365.00	3709	DIGITAL DB CL 85 TANK LOCOMOTIVE(HF)	D	535.00
3444	S DR CL 243 ELECTRIC LOCOMOTIVE (EX)	H	339.00	3710	DIGITAL DR CL 012 4-6-2 LOCO W/OIL TNDR	D	498.00
3448	DB CL E70 ELECTRIC LOCOMOTIVE	H	575.00	* 3715	DGTL DB CL 52 2-10-0 STEAM LOCO W/TNDR	D	489.00
3449	DR CL 204 ELECTRIC LOCOMOTIVE	H	312.00	* 3722	DIGITAL DB CL 194 ELECTRIC LOCOMOTIVE	D	416.00
3457	DB CL 160 ELECTRIC LOCOMOTIVE	H	289.00	* 3736	DIGITAL SBB CL Ae 6/6 ELEC LOCOMOTIVE	D	539.00
* 3458	DELTA ÖBB CL 1043 ELECTRIC LOCOMOTIVE	H	270.00	3737	S DIGITAL SBB CL Ae 6/6 ELEC LOCOMOTIVE	D	549.00
3459	S SNCB DELTA CL 80 DIESEL LOCO (E)	H	259.00	3739	DIGITAL SBB CL Ae 6/6 ELEC LOCO (HF)	D	575.00
* 3460	SBB CL 460 ELECTRIC LOCOMOTIVE	H	399.00	* 3742	DIGITAL DR CL 212 ELECTRIC LOCOMOTIVE	D	452.00
3460A	SBB CL 460 Re 4/4 VI ELECTRIC LOCO	H	398.00	3743	DIGITAL DR CL 243 ELECTRIC LOCOMOTIVE	D	449.00
3461	S SBB CL 460 Re 4/4 ELECTRIC LOCO (EX)	H	339.00	3748	DIGITAL DB CL E70 ELECTRIC LOCOMOTIVE	D	599.00
† 3462	S ALASKA ELECTRIC LOCO F7 A-B-A (EX)	H	520.00	3756	DIGITAL SBB CL Ce 6/8 III ELEC LOCOMOTIVE	D	555.00
* 3463	BLS CL 465 ELECTRIC LOCOMOTIVE	H	405.00	* 3760	DIGITAL SBB CL 460 ELECTRIC LOCOMOTIVE	D	479.00
3464	DELTA DB CL 361 DIESEL SWITCH LOCO	H	240.00	3760A	DIGITAL SBB CL 460 Re 4/4 VI ELEC LOCO	D	485.00
3467	S SNCB CL 55 DIESEL LOCOMOTIVE (E)	H	TBA	* 3763	DIGITAL BLS CL 465 ELECTRIC LOCOMOTIVE	D	482.00
* 3469	DRG CL E 19 ELECTRIC LOCOMOTIVE	H	482.00	3767	S DIGITAL DB CL 118 ELECTRIC LOCOMOTIVE	D	498.00
3472	S ÖBB CL 2048 DIESEL LOCOMOTIVE (E)	H	239.00	3768	DIGITAL DB CL 118 ELECTRIC LOCOMOTIVE	D	569.00
* 3473	DELTA DB CL 211 DIESEL HYDRAULIC LOCO	H	229.00	* 3769	DIGITAL DRG CL E 19 ELEC LOCOMOTIVE	D	552.00
* 3476	DB CL 670 DIESEL RAILCAR TRAIN	H	498.00	3770	DGTL DB CL 401 INTERCITY EXPRESS(HF)	D	899.00
3482	S DIESEL LOCO CL 221 (EX)	H	375.00	* 3776	DIGITAL DB CL 610 DIESEL RAILCAR TRAIN	D	578.00
* 3496	DRG CL 96 0-8-8-0T STEAM TANK LOCO	H	555.00	* 3780	DGTL DB CL V 200.0 DIESEL HYDRAULIC LOCO	D	452.00
* 3497	S K.BAY.STS.B. CL B VI STM LOCO W/TNDR (L)	H	615.00	3790	DGTL DB CL 011 EXPRESS LOCO (HF)	D	525.00
3514	K.W.ST.E. CL C 4-6-2 LOCO	H	749.00	3791	DGTL DRG CL 03.10 STREAMLINE STM LOCO(HF)	D	510.00
3526	NS CL 1600 ELECTRIC LOCOMOTIVE (D)	H	359.00	3792	DGTL DB CL 41 2-8-2 LOCO W/TENDER	D	455.00
3528	S DRG CL E 91 ELECTRIC LOCOMOTIVE(EX)	H	496.00	* 3793	S DIGITAL DRG CL 52 2-10-0 (EX)	D	398.00
3530	SBB CL Re 4/4 ELECTRIC LOCOMOTIVE	H	355.00	3795	DIGITAL DB CL 003 4-6-2 LOCO W/TENDER	D	439.00
3546	DB CL 236 DIESEL LOCOMOTIVE (D)	H	246.00	* 3796	DGTL DRG CL 96 0-8-8-0T STEAM TANK LOCO	D	625.00
3553	DB CL 120.1 ELECTRIC LOCOMOTIVE	H	345.00	* 3797	S DGTL K.BAY.STS.B. CL B VI STM LOCO W/TND(L)	D	653.00
3558	DB CL 103 ELECTRIC LOCOMOTIVE	H	339.00	3802	S HAMO DIGITAL MALLETT LOCOMOTIVE (EX)	D	495.00
3576	DB CL 628.2 RAILCAR TRAIN	H	510.00	3809	S HAMO DIGITAL CL85 TANK LOCO (EX)	D	426.00
3581	DB CL 221 DIESEL LOCO	H	435.00	3828	S HAMO DIGITAL DRG CL E91 LOCO (EX)	D	535.00
3603	S DIGITAL MICHELINE RAILBUS (E)	D	449.00	3829	S HAMO DGTL DRG CL E91 ELEC LOCO (EX)	D	465.00
3604	DIGITAL DB CL 80 0-6-0T LOCOMOTIVE	D	325.00	3879	S HAMO DIGITAL CL 216 DIESEL (EX)	D	299.00
3607	DIGITAL K.W.ST.E. CL T 18 LOCOMOTIVE	D	355.00	3882	S HAMO DIGITAL CL 221 DIESEL (EX)	D	446.00
3608	S DIGITAL PTT POSTAL RAILCAR NS (E)	D	415.00	4012	DB INTERREGIO 2ND CL COACH (P)	H	34.00
3614	DIGITAL K.W.ST.E. CL C 4-6-2 LOCO (D)	D	735.00	4013	DB INTERREGIO INTERCITY 1ST CL COACH (P)	H	34.00

Märklin, Inc. ♦ 16988 W. Victor Road, PO Box 51319 ♦ New Berlin, WI 53151

Märklin, Inc. is the American Subsidiary of Gebr. Märklin & Cie. GmbH, Germany and Exclusive Distributor in North America for Märklin Products

ITEM #	DESCRIPTION	SCALE	PRICE	ITEM #	DESCRIPTION	SCALE	PRICE
4018	DB CL 995 RAILBUS TRAILER	(HOB) H	48.00	4216	SBB 2ND CL EXPRESS COACH	H	60.00
4019	RAILCAR TRAILER S-BAHN	(P)(D) H	44.50	4217	SBB DINING CAR	H	82.00
4026	DB EXPRESS BAGGAGE CAR	(HOB) H	39.50	* 4218	BLS 1ST CL EXPRESS COACH	H	60.00
4027	DB IR 1ST CL COACH	(HOB) H	41.50	4218A	BLS 1ST CL COACH	H	61.50
* 4028	DB CL 815 CONTROL CAR FOR 3428	H	82.00	* 4219	BLS 2ND CL IC EXPRESS COACH	H	60.00
4028A	DB CL 815 RAILBUS TRAILER	(D) H	77.00	4224	DB IC 1ST CL EXPRESS COACH	(D) H	58.00
4032	DB IR 2ND CL COACH	(HOB) H	41.50	4225	DB IC 2ND CL EXPRESS COACH	H	58.00
* 4035	PRUSSIAN PASSENGER TRAIN CAR SET	(HOB) H	82.00	4226	DB 1ST CL IC COACH	H	60.00
4038	DB BAGGAGE CAR	(HOB) H	21.50	4227	DB 2ND CL IC COACH	H	60.00
4039	DB COACH	(HOB) H	21.00	4228	DRG RHEINGOLD 5 CAR SET	H	649.00
4044	DB EXPRESS BAGGAGE CAR	(HOB) H	39.00	4229	K.W.ST.E. MAIL CAR	H	89.50
4051	DB 1ST CL EXPRESS COACH	(HOB) H	39.50	4232	DB SLUMBER COACH	H	57.50
4052	DB 2ND CL EXPRESS COACH	(HOB) H	39.50	4233	DB AUTO CARRIER W/8 AUTOS	H	83.00
4053	4051 W/MARKER LIGHTS	(HOB) H	63.50	4234	DB AUTO CARRIER	H	68.00
4054	DB DINING CAR	(D) H	35.00	4235	DB 2ND CL LOCAL COACH	H	36.50
4055	DB IC 1ST CLASS COACH	(HOB) H	39.50	4238	SBB 3RD CL EXPRESS COACH	H	53.50
4057	DB IC DINING CAR	(HOB) H	98.00	4239	SBB BAGGAGE CAR	H	53.50
4060	SANTA FE F7 NON-POWERED	H	98.00	4240	DB TEN SLEEPING CAR	H	54.00
4062	NEW HAVEN DIESEL ELEC LOCO F7B DUMMY	H	98.00	4242 S	BAGGAGE CAR NORWAY NSB	(E) H	59.00
4063	SANTA FE DIESEL ELEC LOCO F7 B DUMMY	H	98.00	4245	SNCF EXPRESS COACH 2ND CL	H	52.00
4064	DB SLEEPING CAR	(D) H	39.50	4247	DB IC EXPRESS COACH 1ST CL	H	52.00
4066	SBB 1ST CL EXPRESS COACH	H	39.50	4248	DB COACH 1ST CL	H	55.00
4080	DB 2ND CL COACH W/BAGGAGE AREA	H	35.00	4251	SNCB 1ST CL COACH	H	55.00
4084	DB AUTO CARRIER W/O CARS	H	39.50	4252	SNCB 2ND CL COACH	H	55.00
4085	DB TEE/IC 1ST CL COACH	(HOB) H	39.50	4253	SNCF CORAIL COACH 1ST CL	H	55.00
4087	DB TEE/IC DINING CAR	(HOB) H	39.50	4255	DB COMMUTER COACH 1ST/2ND CL	H	60.00
4089	4085 W/MARKER LIGHTS	(HOB) H	64.00	4256	DB 2ND CL COMMUTER COACH	H	60.00
4090	DB TEE/IC VISTA DOME CAR	(HOB) H	54.50	4257	DB 2ND CL COMMUTER CAB CAR	H	96.00
4091	DB 1ST CL COMPARTMENT CAR	H	52.00	4258	DB 1ST/2ND CL CITY BAHN CAR	H	59.75
4092	DB 2ND CL COMPARTMENT CAR	H	52.00	4259	DB 2ND CL CITY BAHN CAR	H	59.75
4093	DB BAGGAGE CAR	H	57.00	4260	DB 2ND CL CITY BAHN CAB CAR	H	96.00
4094	DB DINING CAR	H	55.00	4262	NS 1ST/2ND CL EXPRESS COACH	H	60.00
4098	DB TEE/IC EXPRESS COACH	H	72.00	4263	NS 2ND CL EXPRESS COACH	H	60.00
4102	DB LOCAL BAGGAGE CAR	H	41.00	4264 S	IC COACH 1ST CL NS	(E) H	53.50
4107	GERMAN LOCAL COACH	H	26.00	4266	SBB 1ST CL IC COACH	H	55.00
4107C	CIRCUS CAR	H	39.95	4267 S	SBB EUROFIMA COACH 1ST CL	(E) H	55.00
4108	GERMAN LOCAL BAGGAGE CAR	H	26.00	4268	SBB EUROFIMA SLUMBER COACH	H	58.00
4111	DB 1ST CL EXPRESS COACH	H	39.50	4272	ÖBB 1ST CL COACH	H	57.50
4112	DB 2ND CL EXPRESS COACH	H	39.50	4273	ÖBB 2ND CL COACH	H	57.50
4113 S	SNCB PASSENGER CAR 2ND/3RD CL	(E) H	31.00	4274	SNCB SLUMBER COACH	H	54.00
4114 S	SNCB PASSENGER CAR 2ND CL	(E) H	31.00	4275	DB 1ST CL COACH	H	53.50
4115 S	SNCB BAGGAGE CAR	(E)(D) H	40.00	4276	DB 2ND CL COACH	H	53.50
4121	SHELL EXHIBITION COACH	(D) H	55.00	4277	DB 2ND CL COACH	H	53.50
4122	"MÄRKLIN" EXPRESS COACH	(D) H	56.00	4278	DB BAGGAGE CAR	H	53.50
4125	SBB EUROCITY DINING CAR	H	82.00	4279	DB MAIL CAR	(D) H	56.00
4126 S	CFL COMMUTER CAR 1ST/2ND CL	(E) H	56.00	4280	DB MAIL CAR	H	56.00
4130	DB TEN SLEEPING CAR	(HOB) H	39.00	4281	DB 1ST CL INTERREGIO COACH	H	52.00
4131	DB 1ST/2ND CL LOCAL COACH	H	58.00	4282	DB 2ND CL INTERREGIO COACH	H	52.00
4132	DB 2ND CL LOCAL COACH	H	58.00	4283	DB EXPRESS BAGGAGE CAR	H	56.00
4133	DB 2ND CL COACH W/BAGGAGE AREA	H	57.00	4284	DB IC DINING CAR	H	76.00
4155 S	ÖBB SLEEPING CAR	(E) H	52.00	4285	DB IC 1ST CL COACH W/PANTOGRAPH	H	57.50
4157	DBP MAIL CAR	H	56.00	4286	DB IC 1ST CL COACH	H	57.50
4160	DB 2ND CL COMMUTER COACH/CAB	(D) H	88.75	4287	DB IC DINING CAR	H	57.50
4164	NS 1ST CL EXPRESS COACH	(D) H	59.00	4288	DB 1ST CL IC COACH	(P)(D) H	34.00
4167	AUSTRIAN 2ND CL EUROFIMA	(D) H	42.75	4289	DB IC DINING CAR	(P)(D) H	34.00
4181	BURLINGTON NORTHERN F7 NON-POWERED	H	106.00	4290 S	SHELL EXHIBITION TRAIN	(EX) H	320.00
4182	SBB TEN EXPRESS COACH	(D) H	50.00	4291	DB 1ST CL EXPRESS COACH	H	52.00
4183	DB 1ST/2ND CL S-BAHN COACH	H	63.00	4292	DB 2ND CL EXPRESS COACH	H	52.00
4184	DB 2ND CL S-BAHN COACH	H	63.00	4293	DB EXPRESS BAGGAGE CAR	H	57.50
4185	DB 2ND CL S-BAHN CAB COACH	H	99.00	4294	DB TEE/IC DINING CAR	H	72.00
4186	OLDTIMER BAGGAGE CAR	(P)(D) H	40.00	4295	DB TEE/IC 1ST CL COACH	H	52.00
4187	S-BAHN TRAILER	(HOB)(D)H	49.00	4296	DB TEE/IC 1ST CL COACH	H	52.00
4188	DB DINING CAR	(HOB) H	39.50	4297	DB TEE/IC DINING CAR	H	54.00
4194	LOCAL COACH	(P)(D) H	21.00	4298	4295 W/MARKER LIGHTS	H	74.00
4200	DB 1ST CL COMPARTMENT CAR	H	44.50	4299 S	DORTMUND THEATRE CAR	(EX) H	59.00
4201	DB 2ND CL COMP CAR W/BRAKEMAN'S CAB	H	54.00	4301	DB 2ND CL LOCAL COACH	H	80.00
4202	DB 2ND CL COMPARTMENT CAR	H	44.50	4302	DB 2ND CL LOCAL COACH	H	80.00
4203	DB 2ND CL COMPARTMENT CAR	H	48.50	4303	DB MAIL/BAGGAGE CAR	H	80.00
4206	KPEV 1ST CL COMPARTMENT CAR	(D) H	63.00	4307	DRG 2ND CL DOUBLE COMPARTMENT CAR	H	99.00
4210	K.W.ST.E. 2ND/3RD CL COACH	H	86.00	4308	DRG 3RD CL DOUBLE COMPARTMENT CAR	H	106.00
4211	K.W.ST.E. 2ND CL COACH	H	88.00	4309	DRG 3RD CL DBL COMP BAGGAGE CAR	H	114.00
4212	K.W.ST.E. BAGGAGE CAR	H	70.00	4313	DB 1ST/2ND CL LOCAL COACH	H	39.50
4213	K.W.ST.E. 3RD CL COACH	H	88.00	4314	DB 2ND CL LOCAL COACH	H	39.50
4214	K.W.ST.E. 4TH CL COACH	H	86.00	4315	DB LOCAL BAGGAGE CAR	H	45.00
4215	SBB 1ST CL EXPRESS COACH	H	60.00	4316	4315 W/MARKER LIGHTS	H	69.50

Märklin, Inc. ♦ 16988 W. Victor Road, PO Box 51319 ♦ New Berlin, WI 53151

Märklin, Inc. is the American Subsidiary of Gebr. Märklin & Cie. GmbH, Germany and Exclusive Distributor in North America for Märklin Products

ITEM #	DESCRIPTION	SCALE	PRICE	ITEM #	DESCRIPTION	SCALE	PRICE
4317	DB 1ST/2ND CL LOCAL COACH	H	42.00	4612	DB AUTO CARRIER (HOB)	H	29.50
4318	DB 2ND CL LOCAL COACH	H	42.00	4613	DB AUTO CARRIER W/4 AUTOS (HOB)	H	41.50
4319	DB 2ND CL LOCAL COACH W/BAGGAGE	H	42.00	* 4617	DB DEPR CTR FLATCAR W/TRANS (HOB)	H	45.00
4327	DB INTERREGIO 2ND CL CAR	H	59.00	4617A	DB DEPR CTR FLATCAR W/TRANS (HOB)	H	45.00
4335	DB 2ND CL COACH	H	36.50	* 4618	DB DEPR CTR FLATCAR W/CRATE LOAD(HOB)	H	42.00
4348	DB INTERREGIO 1ST CL CAR	H	55.00	4618A	DB DEPR CTR FLAT CAR W/CRATE	H	42.00
4351 S	SNCB EUROFIMA COACH 1ST CL (E)	H	56.00	4619	DB GONDOLA W/SLIDING ROOF (D)	H	26.50
4352 S	SNCB EUROFIMA COACH 2ND CL (E)	H	56.00	4624	DB HOPPER CAR	H	37.00
4366	SBB EUROCITY 1ST CL CAR	H	59.00	4626	DB COVERED HOPPER CAR	H	39.00
* 4367 S	SBB EUROCITY CAR SET (L)	H	320.00	4631	DB ROTARY SIDE DUMP CAR	H	39.50
4370	DB INTERCITY EXPRESS OPEN SEAT COACH	H	118.00	4631A	DB ROTARY SIDE DUMP CAR	H	41.00
4371	DB INTERCITY EXPRESS OPEN SEAT COACH	H	118.00	4633	DB BOXCAR W/SLIDING ROOF & WALLS	H	39.50
4372	DB ICE 2ND CL SERVICE CAR	H	110.00	4633A	DB BOXCAR W/SLIDING ROOF & WALLS	H	41.00
4373	DB ICE DINING CAR	H	115.00	4635	DB MULTI-SECTION DUMP CAR	H	39.50
4374	DB ICE OPN SEAT COACH (NOT FOR 3370/3770) (HOB)	H	75.00	4642	DB GERMAN DISTILLERY TANK CAR	H	29.50
4375	DR 1ST CL COACH	H	52.00	4643	DB ARAL TANK CAR	H	44.50
4376	DR 2ND CL COACH	H	52.00	4644	DB BP TANK CAR	H	26.50
4377	SJ EXPRESS TRAIN PASSENGER CAR	H	52.50	4650	DB ESSO TANK CAR	H	44.50
4378	SJ EXPRESS TRAIN DINING CAR	H	52.50	4659 S	CONTAINER CAR "RAMLOSA" (E)	H	33.50
4379	DR BAGGAGE CAR	H	52.00	4663	DB FLAT CAR W/STAKES	H	41.50
* 4384	DB INTERREGIO BISTRO CAFE COACH	H	62.00	4664	DB TFG CONTAINER CAR	H	33.50
4389	DB S-BAHN 3 CAR SET (D)	H	295.00	4665	DB LUMBER CAR SET (HOB)	H	35.50
4390 S	MÄRKLIN S-BAHN CAR SET (EX)	H	289.00	4671	DB CRANE CAR (HOB)	H	41.50
4391 S	3-CAR WORLD RECORD TRAIN (E)	H	206.00	4682	TANK CAR SUDZUCKER	H	39.00
4392 S	DB 40 YRS BADEN-WÜRTTEMBERG CAR SET(L)	H	129.00	4684	DRG FLAT CAR/PIVOT CRADLE	H	33.00
4396 S	DIGITAL KING LUDWIG 2 CAR SET (L)	D	498.00	4689	SBB EAOS GONDOLA (D)	H	31.00
4397 S	SNCB 3-CAR COMPARTMENT CAR (E)	H	139.00	4690	DB EAOS GONDOLA	H	31.00
4398 S	KING LUDWIG 2 CAR SET (L)	H	498.00	4692	DRG KASSEL BOXCAR	H	34.00
4399 S	DGTL HAMO KING LUDWIG 2-CAR SET(L)	D	498.00	4693	DB TELESCOPING CAR W/COILS	H	55.00
4400F	AIRLINES OF THE WORLD 6 CAR SET	H	195.00	4694	DB FLAT CAR W/STAKES	H	33.50
4400G	1991 ANNIVERSARY 3 CAR SET	H	98.00	4694A	DB FLAT CAR W/STAKES	H	34.00
4400H	WILD WEST/CIRCUS 3 CAR SET	H	115.00	4695	DRG BOXCAR W/BRAKEMAN'S CAB	H	35.50
4403 S	DSB BOXCAR (E)	H	21.00	4696	DRG GONDOLA W/BRAKEMAN'S CAB	H	29.75
4410	DB BOXCAR (HOB)	H	16.50	4697	DRG FLAT CAR W/LOAD CRADLE & BRK CAB	H	33.00
4411	4410 W/MARKER LIGHTS (HOB)	H	27.00	* 4698	SBB BOXCAR W/BRAKEMAN'S CAB	H	33.00
4413	DB DUMP CAR (HOB)	H	12.75	4698A	SBB BOXCAR W/BRAKEMAN'S CAB	H	30.00
4414	DB BANANA REFRIGERATOR CAR (HOB)	H	17.50	4699	DRG FREIGHT BAGGAGE CAR	H	34.50
4415	DB REFRIGERATOR CAR (HOB)	H	15.75	4700	DB BOXCAR	H	28.50
4416	"VELTINS PILSENER" BEER CAR (HOB)	H	18.75	4700NS	NOCH SIX TRUCK SET	Z	46.25
4417	DB WARSTEINER BEER CAR (HOB)	H	18.50	4701	DR BOXCAR	H	29.75
4418	DB SCHWERINER BEER CAR (HOB)	H	18.50	4703	DB GEP BOXCAR	H	29.50
4419	DB KÖNIG BEER CAR (HOB)	H	18.50	4709 S	SNCB TELESCOPING CAR (E)	H	59.00
* 4420	DB MINERALBRUNNEN REFRIG CAR (HOB)	H	18.00	4710	DB BOXCAR	H	28.50
* 4421	DB KLOSTERBRAUEREI ANDECHS BEER CR(HOB)	H	18.00	4712	DB DOUBLE AUTO CARRIER	H	71.50
4423	DB LOW SIDE GONDOLA (HOB)	H	10.75	4718	SBB EAOS GONDOLA	H	31.00
4424	4423 W/BULLDOZER (HOB)	H	18.00	4719 S	EAOS GONDOLA NS (E)	H	31.00
4430	DB GONDOLA (HOB)	H	13.50	4726	DB GONDOLA W/HINGED ROOF	H	37.50
4431	4430 W/COAL LOAD (HOB)	H	15.00	4728	DB VIESSMANN BOXCAR	H	35.00
4432	WINE BARREL CAR	H	26.75	4731 S	SNCB BOXCAR (E)	H	35.00
4433 S	NS US 529 LOW SIDE GONDOLA (E)	H	12.50	4732	DB BOXCAR	H	31.00
4439	DB STUTTGARG HOFBRÄU BEER CAR(HOB)	H	17.50	4733	FS "INTERFRIGO" REFRIGERATOR CAR	H	36.00
4440	DB ARAL TANK CAR (HOB)	H	20.00	4734	DB SLIDING WALL BOXCAR	H	33.75
4441	DB ESSO TANK CAR (HOB)	H	20.00	4735	SBB SLIDING WALL BOXCAR	H	33.75
4442	DB SHELL TANK CAR (HOB)	H	20.00	4736	DBP BOXCAR	H	36.00
* 4443	DR MINOL MINERALÖLHANDEL TANK CAR(HOB)	H	21.00	4737 S	ÖBB SLIDING WALL BOXCAR (E)	H	35.00
4459	DB STAKE CAR (HOB)	H	15.00	4738	FS MIGROS REFRIGERATOR CAR	H	34.75
4460	DB TILT ROOF BOXCAR	H	27.00	4740	DB DEPR FLATCAR F/TRUCK TRANSPORT	H	72.00
4465	DB GONDOLA	H	13.50	4741	DB DEPR FLATCAR F/TRUCK TRANSPORT	H	59.00
4471	DB LOW SIDE CAR (HOB)	H	12.00	4742A S	DB DEPR FLATCAR F/TRK TRANSPRT (EX)	H	89.00
4473	DB LOW SIDED GONDOLA (HOB)	H	23.00	4743A S	DB DEPR FLATCAR F/TRK TRANSPRT (EX)	H	89.00
4474	4473 W/BULLDOZER & LOADER (HOB)	H	35.75	4748	DSB BP PRESSURIZED TANK CAR	H	41.50
4475	4473 W/MÄRKLIN TARP (HOB)	H	26.75	4750	DEA TANK CAR	H	29.00
4478	"MANNESMANN COMPANY" CRUDE IRON CAR	H	49.50	4750A	DEA TANK CAR	H	29.75
4479	"MANNESMANN COMPANY" SLAG CAR	H	48.00	4752	DB ARAL OIL TANK CAR	H	44.50
4481	MÄRKLIN CAR (D)	H	17.50	4753	"BRENNTAG COMPANY" CHEMICAL TANK CAR	H	46.50
4485	"BÄRENMARKE" REFRIGERATOR CAR (HOB)	H	18.75	4754	"ESSO" TANK CAR	H	46.50
4507	DRP PARCEL POST MAIL CAR	H	37.00	4756	"SHELL" TANK CAR	H	46.50
4541	CONTAINER CAR (P)(D)	H	17.00	4757	"EVA COMPANY" CHEMICAL TANK CAR	H	46.50
4555	DB BALLAST CAR (P)(D)	H	26.00	4758	DB BP TANK CAR	H	46.00
4573	CONTAINER CAR W/TRUCK (P)(D)	H	56.00	4759	SBB BULK CONTAINER CAR	H	31.50
4578 S	RED BOBBER CABOOSE 395 (L)	H	29.95	4761	DB DYCKERHOFF BULK CONTAINER CAR	H	29.50
4582 S	CFL HIGH SIDE GONDOLA (E)	H	15.00	* 4767	DB FLTCAR W/5 CNTNRS "VON HAUS ZU HAUS" H	H	40.00
4584	CIRCUS CAR 1 W/TRUCK (P)(D)	H	43.00	* 4768	DB CONTAINER CAR W/2 20 FT CONTAINERS	H	38.00
4602	DB GONDOLA	H	22.50	* 4769	DB CONTAINER CAR W/1 40 FT CONTAINER	H	38.00
4610	DB BALLAST CAR (HOB)	H	29.50				

Märklin, Inc. ♦ 16988 W. Victor Road, PO Box 51319 ♦ New Berlin, WI 53151

Märklin, Inc. is the American Subsidiary of Gebr. Märklin & Cie. GmbH, Germany and Exclusive Distributor in North America for Märklin Products

ITEM #	DESCRIPTION	SCALE	PRICE
* 4771	DB STAKE CAR	H	42.00
4773	RAILBOX BOXCAR	H	41.00
4774	SOO LINE GONDOLA	H	28.50
4775	BURLINGTON NORTHERN CABOOSE	H	46.00
4776	CONRAIL BOXCAR	H	41.00
4777	SANTA FE CABOOSE	H	46.00
4782	K.W.ST.E. ESSLINGER BEER CAR W/CAB	H	38.00
4784 S	SBB MINERAL WATERS CAR SET (E)	H	165.00
4785 S	MIGROS FREIGHT CAR SET (E)	H	159.00
4789	GERMAN FREIGHT CAR ASSOC CAR SET	H	279.00
4792 S	SOUTHWEST REGIONAL SET (L)	H	158.00
4794 S	NORTH REGIONAL SET (L)	H	158.00
4795	DRG GONDOLA	H	23.75
4796	SBB DEPRESSED FLOOR FLATCAR SET	H	129.00
4797	ÖBB DEPRESSED FLOOR FLATCAR SET	H	129.00
* 4834	SBB SLIDING WALL BOXCAR	H	35.00
4835	SBB SLIDING WALL BOXCAR	H	37.00
4837 S	DSB SLIDING WALL BOXCAR (E)	H	33.75
* 4841	DB BRUNNEN-UNION ST CHRSTOPHRS PGYBK CAR H	H	95.00
4842 S	DUSCHOLUX PIGGYBACK CAR (E)	H	85.00
4843 S	PUMA PIGGYBACK CAR (EX)	H	85.00
4848	DB PRIMAGAS TANK CAR	H	44.50
* 4856	DR MINOL MINERALÖLHANDEL AG TANK CAR H	H	45.00
† 4857 S	ALASKA RR CAR SET D (EX)	H	120.00
† 4858 S	ALASKA RR CAR SET A (EX)	H	95.00
† 4859 S	ALASKA RR CAR SET B (EX)	H	89.00
† 4860 S	ALASKA RR CAR SET C (EX)	H	89.00
† 4861 S	ALASKA RR CAR SET E (EX)	H	75.00
† 4862 S	US FREIGHT CAR SET (EX)	H	220.00
† 4863 S	US FREIGHT CAR SET (EX)	H	256.00
* 4864	BAKER'S CHOCOLATE TANK CAR	H	42.50
* 4865	SEABOARD AIRLINE RR FLATCAR W/SEMI	H	62.00
* 4867	DRG HEAVY DUTY FLATCAR	H	42.00
4870	DRG ABC TANK CAR	H	39.50
4871	DRG MEXPHALT SPRAMEX TANK CAR	H	39.85
4872	DB EXP MILK SERVICE TANK CAR	H	39.50
* 4877	DRG BOXCAR	H	34.00
* 4878	DB BOXCAR	H	34.00
* 4879	DR BOXCAR	H	34.00
4880	DB BOXCAR	H	34.50
4881	DB BOXCAR	H	32.75
4882	K.BAY.STS.B. BOXCAR W/CAB	H	34.75
4883	DR BOXCAR	H	33.00
4885	K.W.ST.E. BOXCAR	H	32.75
4886	DB GONDOLA W/BRAKEMAN'S CAB	H	29.50
4889	DB FREIGHT BAGGAGE CAR	H	34.75
4890	DB KAISER FRIED.QUELLE RFG CAR W/BRK CARH	H	39.75
4891	DRG FRAUENGUNST REFRIG CAR W/CAB	H	41.50
4892	DRG FÜRSTLICH FÜRSTENBERG BEER CAR H	H	41.00
4893	DR LANDSKRON BEER CAR	H	39.75
4895	K. SACHS. STS. E.B. GONDOLA	H	24.95
4896	DR GONDOLA	H	25.00
* 4897 S	K.BAY.STS.B.*PEAT TRNSPRT* CAR SET(L)	H	245.00
5004	M TRACK FEEDER WIRE	H	2.50
5022	M TRACK INSULATOR PK/10	H	1.60
5073	TRACK 7-1/8" STRAIGHT PK/10 (P)(D)	H	23.50
5077	TRACK 17-1/4" R. 30 PK/6 (P)(D)	H	17.70
5086	TRACK 7/8" STRAIGHT PK/6 (P)(D)	H	9.95
5100	M TRACK 14-1/8" R 30° PK/10	H	2.95/pc
5101	M TRACK 14-1/8" R 15° PK/10	H	2.70/pc
5102	M TRACK 14-1/8" R 7° 30' PK/10	H	2.55/pc
5103	M TRACK FEEDER 14-18/" R 30°	H	6.95
5106	M TRACK 7-1/8" STRAIGHT PK/10	H	2.85/pc
5107	M TRACK 3-9/16" STRAIGHT PK/10	H	2.70/pc
5108	M TRACK 1-3/4" STRAIGHT PK/10	H	2.55/pc
5109	M TRACK 1-5/16" STRAIGHT PK/10	H	2.55/pc
5110	M TRACK 7/8" STRAIGHT PK/10	H	2.55/pc
5111	M TRACK 7-1/8" STRAIGHT FEEDER	H	6.95
5112	M TRACK UNCOUPLER TRACK (HOB)	H	20.50
5113	M TRACK LIGHT POLE FOR 5112	H	10.90
5114	M TRACK CROSSING 30°	H	15.50
5115	M TRACK STRAIGHT CONTACT TRACK	H	7.50
5116	M TRACK CURVED CONTACT TRACK	H	7.50
5120	M TRACK 11-1/4" R 45° PK/10	H	3.20/pc
5128	M TRACK DOUBLE SLIP REMOTE	H	61.50

ITEM #	DESCRIPTION	SCALE	PRICE
5129	M TRACK 2-3/4" STRAIGHT PK/10	H	2.60/pc
5131	M TRACK 7-1/8" STRAIGHT FEEDER W/CAP	H	10.00
5137	M TRACK TURNOUT R & L REMOTE	H	79.00
5138	M TRACK TURNOUT LEFT REMOTE PK/2	H	79.00
5139	M TRACK TURNOUT RIGHT REMOTE PK/2	H	78.50
5140	M TRACK TURNOUT CURVED R & L REMOTE H	H	78.50
5141	M TRK TURNOUT CURVED LEFT REMOTE PK/2 H	H	78.50
5142	M TRK TURNOUT CURVED RGHT REMOTE PK/2H	H	78.50
5145	M TRACK CONTACT TRACK SET	H	13.75
5146	M TRACK STRAIGHT CIRCUIT TRACK	H	9.50
5147	M TRACK CURVED CIRCUIT TRACK 15°	H	9.50
5160	M TRACK 14-3/16" R 30° PK/6 (HOB)	H	17.50
5166	M TRACK 7-3/32" STRT R 30° PK/10 (HOB)	H	29.00
5167	M TRACK ASSORTMENT PKG PK/8 (HOB)	H	21.00
5190	M TRACK E MANUAL TRK EXT SET (HOB)	H	72.00
5191	M TRACK E ELECTRIC TRK EXT SET (HOB)	H	132.00
5192	M TRACK T1 ELECTRIC TRK EXT SET (HOB)	H	139.00
5193	M TRACK T2 ELECTRIC TRK EXT SET (HOB)	H	129.50
5194	M TRACK T3 ELECTRIC TRK EXT SET (HOB)	H	215.00
5200	M TRACK 17-1/8" R 30° PK/10	H	3.10/pc
5201	M TRACK 17-18" R 15° PK/10	H	3.00/pc
5202	M TRACK TURNOUT R & L REMOTE (HOB)	H	79.00
5203	M TRACK TURNOUT LEFT REMOTE PK/2	H	79.00
5204	M TRACK TURNOUT RIGHT REMOTE PK/2	H	79.00
5205	M TRACK 17-18/" R 5° 43' PK/10	H	2.80/pc
5206	M TRACK 17-1/8" R 24° 17' PK/10	H	3.20/pc
5207	M TRACK DOUBLE SLIP REMOTE	H	62.00
5208	M TRACK 5/16" STRAIGHT PK/10	H	2.55/pc
5210	M TRACK 5/8" STRAIGHT PK/10	H	2.55/pc
5211	M TRACK CROSSING 48° 30'	H	12.95
5213	M TRACK CURVED CIRCUIT TRACK 15°	H	9.50
5214	M TRACK TURNOUT 3-WAY REMOTE	H	66.00
5215	M TRACK CROSSING 24° 17' (HOB)	H	16.75
5221	M TRACK TURNOUT R & L MANUAL (HOB)	H	38.00
5222	M TRACK TURNOUT LEFT MANUAL PK/2	H	38.00
5223	M TRACK TURNOUT RIGHT MANUAL PK/2	H	38.00
5260	M TRACK 17-7/8" R 30° 6/PK (HOB)	H	18.50
5266	M TRACK 17-7/8" R 24° 4/PK (HOB)	H	12.80
5407 S	FLATCAR SET (L)	1	995.00
* 5410	FLATCAR W/CONT F/OSKAR DESOI VINEYARDS	1	149.00
* 5411	FLATCAR W/MÄRKLIN CONTAINER	1	149.00
* 5412	FLATCAR W/EBERSPÄCHER CONTAINER	1	149.00
* 5416	DB FLATCAR	1	285.00
* 5420	DB MAINTENANCE FLATCAR W/LOAD	1	199.00
* 5421	"PROVINCIAL RAILROAD CARS" CAR SET	1	650.00
5431	FRAUENGUNST FREIGHT CAR	1	375.00
5432	DRG PERSIL TANK CAR (D)	1	429.00
5433	DRG MEXPHALT/SPRAMEX TANK CAR(D)	1	429.00
5434	DB BAGGAGE CAR	1	235.00
5436 S	ASBACH GLASS TANK CAR (EX)	1	495.00
5437 S	NORDMENDE FLATCAR W/RADIO (EX)	1	369.00
* 5441 S	MAXI STARTER SET	1	329.00
* 5450 S	SWABIAN "ROSSLE" TANK LOCOMOTIVE	1	356.00
* 5452 S	BAVARIAN "ALOISIUS" LOCOMOTIVE W/TNDR	1	458.00
* 5454 S	"CENTRAL PACIFIC" LOCOMOTIVE W/TENDER	1	598.00
* 5470 S	SWABIAN PASSENGER CAR	1	95.00
* 5471 S	BAVARIAN PASSENGER CAR	1	95.00
* 5473 S	"CENTRAL PACIFIC" PASSENGER CAR	1	165.00
* 5480 S	LOW SIDE CAR (GRAY)	1	65.00
* 5481 S	LOW SIDE CAR (GREEN)	1	65.00
* 5482 S	GONDOLA (BROWN)	1	79.00
* 5483 S	"VIVIL" BOXCAR	1	95.00
* 5484 S	"MAXI" BOXCAR	1	95.00
* 5485 S	SWABIAN BAGGAGE CAR	1	105.00
* 5487 S	"UNION PACIFIC" BOXCAR	1	145.00
* 5488 S	"CENTRAL PACIFIC" CABOOSE	1	135.00
* 5492 S	"CENTRAL PACIFIC" BOXCAR	1	145.00
5505	DIGITAL DB CL 55 0-8-0 STEAM LOCO W/TNDR	1	3449.00
5506 S	DIGITAL OLDTIMER FREIGHT TRAIN (L)	1	3435.00
5509	DB CL 89.70-75 TANK LOCOMOTIVE (D)	1	1995.00
5513 S	CHANDERLI PASSENGER TRAIN (EX)	1	2249.00
5515	DIGITAL DB CL 55 0-8-0 LOCOMOTIVE	1	3100.00
5516 S	DIGITAL ELECTRIC LOCO CL EG 589 (L)(D)	1	4279.00
5517	DIGITAL DB CL E91 ELECTRIC LOCO	1	4835.00
* 5558 S	SBB CL Ce 6/8 CROC ELEC SWTCHNG LOCO(EX)	1	2689.00

Märklin, Inc. ♦ 16988 W. Victor Road, PO Box 51319 ♦ New Berlin, WI 53151

Märklin, Inc. is the American Subsidiary of Gebr. Märklin & Cie. GmbH, Germany and Exclusive Distributor in North America for Märklin Products

ITEM #	DESCRIPTION	SCALE	PRICE
* 5571	DB CL 218 DIESEL LOCOMOTIVE	1	1995.00
5574	DIGITAL DB CL 323 DIESEL LOCO	1	1580.00
5577	DIGITAL SOB SWITCHING TRACTOR (D)	1	1459.00
5578	S. MANDERINLI DIESEL LOCOMOTIVE	1	1595.00
5579 S	DIGITAL MAIL LOCOMOTIVE (L)	1	1136.00
5598	DIGITAL DB CL 38 4-6-0 LOCOMOTIVE (D)	1	2775.00
5602 S	TRACK BUMPER	1	12.75
5603	TRACK RETAINER CLIPS PK/28 (D)	1	9.95
5605	1 GAUGE CAR LIGHTING SET	1	39.95
5606	FEEDER CLIP SET (D)	1	10.50
5607	TRACK BUMPER W/LIGHT	1	28.75
5609	INSULATED RAIL JOINERS PK/10	1	8.75
5610	RETROFIT PROTOTYPE COUPLER KIT (D)	1	37.75
5612	DISTANT SIGNAL (D)	1	91.00
5613	HOME SIGNAL	1	120.00
5614	DISTANT SIGNAL	1	120.00
5615	PASSENGER STATION KIT	1	172.00
5616	SIGNAL TOWER KIT	1	159.00
5617	LOCOMOTIVE SHED KIT	1	189.00
5618	COALING STATION KIT	1	146.50
5621	DIESEL FUELING STATION KIT	1	195.00
5622	MARKER SIGNAL SET (D)	1	22.50
* 5625 S	TURNOUT MECHANISM FOR 5970/71	1	52.00
5627	BRAKE RIGGING KIT (D)	1	33.00
5630	SBB CATENARY MAST PK/2	1	97.50
5631	SBB CATENARY FEEDER MAST	1	69.00
5632	DB CATENARY MAST	1	46.00
5633	DB CATENARY FEEDER MAST	1	69.00
5635	CATENARY WIRE 26" PK/10	1	59.50
5636	CATENARY WIRE 17" PK/10	1	54.75
5650	DIGITAL BASIC SET	D	996.00
* 5654 S	FEEDER CLIP SET	1	8.75
5655	TRACK CLIPS PK/20	1	6.50
5715	DB CL 55 0-8-0 LOCO/TENDER (D)	1	2950.00
5796 S	KPEV CL P8 4-6-0 LOCO/TENDER (EX)	1	2745.00
5803 S	DORNIER FREIGHT SET (EX)	1	799.00
5806	"GERMAN SHELL, INC." TANK CAR W/CAB	1	399.00
5807	"PHOENIX, INC." TANK CAR W/CAB	1	399.00
* 5809	DB 2ND CL LOCAL COACH	1	465.00
* 5810	DB 1ST/2ND CL LOCAL COACH	1	465.00
* 5811	DB 2ND CL LOCAL COACH W/BAGGAGE	1	495.00
5816	DB LOCAL BAGGAGE CAR	1	545.00
5817	DB 1ST CL COMPARTMENT CAR	1	599.00
5818	DB 2ND CL COMPARTMENT CAR (D)	1	569.00
5819	DB 2ND CL COMPARTMENT CAR	1	569.00
5820	DB GONDOLA	1	162.00
5821	DB LOCAL COACH (D)	1	235.00
5823	DB STAKE CAR	1	176.00
5824	DB BOXCAR	1	178.00
5825	DB STAKE CAR W/TIES	1	178.00
5826	DB BOXCAR W/MARKER LIGHTS	1	265.00
5828	SB "MILKA" BOXCAR (D)	1	189.00
5829	DB SIDE DUMP CAR	1	399.00
5830 S	BEER CAR KÖNIGSBACHER (EX)	1	385.00
5831	"SCHWABENBRÄU" BEER CAR	1	410.00
5832 S	FLAT CAR W/DIESEL MOTOR (EX)	1	298.00
5833 S	BÄRENMARKE BOXCAR (EX)	1	240.00
5834	SBB APROZ BOXCAR	1	185.00
5835	DB SELF-DISCHARGING CAR (D)	1	422.00
5836	DB MAINTENANCE CAR	1	215.00
5837	GHMFFE INSULATED BOXCAR	1	499.00
5838	KPEV GONDOLA	1	410.00
5839	SBB WINE BARREL CAR	1	689.00
5840	SBB GONDOLA	1	599.00
5841	SBB BOXCAR (D)	1	740.00
5843 S	SAROTTI BOXCAR (EX)	1	229.00
5844	SOB BOXCAR	1	620.00
5845	DB HARIBO BOXCAR (D)	1	222.00
5846 S	"STEIFF" BOXCAR (EX)	1	229.00
5849	KPEV STAKE CAR	1	499.00
5854	WINE BARREL CAR	1	459.00
5858	K.BAY.STS.B. GONDOLA	1	425.00
* 5875	"MAX-HÜTTE" CAR SET	1	569.00
5878	TELESCOPING CAR W/3 COILS (D)	1	457.00
5892	SBB EAOS GONDOLA	1	415.00

ITEM #	DESCRIPTION	SCALE	PRICE
5893	SBB TELESCOPING CAR	1	545.00
5894	SBB AVIA TANK CAR	1	385.00
5895	DB BOXCAR	1	465.00
5896	DB GONDOLA	1	399.00
5897	DB VTG TANK CAR	1	385.00
5899	CHEMISCHEN WERKE TANK CAR	1	432.00
5901	1 TRACK 11-3/4" STRAIGHT PK/10	1	99.00
* 5903 S	STRAIGHT TRACK 300 MM 10/PK	1	57.50
* 5904 S	STRAIGHT TRACK 80.4 MM 10/PK	1	59.00
* 5905 S	ISOLATING TRACK 80.4 MM	1	6.90
5908	1 TRACK 3-5/16" STRAIGHT PK/10 (D)	1	66.00
5909	1 TRACK 3-5/16" STRAIGHT (D)	1	13.00
5911	1 TRACK 2-3/8" STRAIGHT PK/10 (D)	1	66.00
5912	1 TRACK 3-5/16" STRAIGHT PK/10	1	75.00
* 5916 S	STRAIGHT TRACK 59.5 MM 10/PK	1	59.00
* 5917 S	STRAIGHT TRACK 150 MM 10/PK	1	66.00
5921	1 TRACK 23-5/8" R. 30° PK/10 (D)	1	110.00
* 5922 S	CURVED TRACK RADIUS 600 MM 10/PK	1	73.50
5932	1 TRACK 40" R. 22° 30' PK/10 (D)	1	165.00
5933	1 TRACK 40" R. 22° 30' PK/10	1	210.00
* 5935 S	CURVED TRACK RADIUS 1020 MM 10/PK	1	115.00
* 5936 S	CURVED TRACK RADIUS 1176 MM 10/PK	1	129.00
5962	1 GAUGE TRK TURNOUT LFT REMOTE (D)	1	66.00
5963	1 GAUGE TRK TURNOUT RGT REMOTE (D)	1	66.00
* 5965 S	MANUAL TURNOUT LEFT RADIUS 600 MM	1	37.00
* 5966 S	MANUAL TURNOUT RIGHT RADIUS 600 MM	1	37.00
5970	1 GAUGE TRACK TURNOUT LEFT MANUAL	1	98.00
5971	1 GAUGE TRACK TURNOUT RIGHT MANUAL	1	98.00
5972	1 GAUGE TRACK TURNOUT LEFT REMOTE (D)	1	84.50
* 5976 S	MANUAL TURNOUT LEFT RADIUS 1020 MM	1	68.50
* 5977 S	MANUAL TURNOUT RIGHT RADIUS 1020 MM	1	68.50
5990	1 GAUGE TRACK 11-3/4" STRAIGHT FEED (D)	1	31.00
5991	1 TRACK UNCOUPLER	1	76.00
5992	1 TRACK 5-7/8" STRAIGHT FEEDER	1	26.00
* 5994 S	UNCOUPLER	1	85.00
* 5998 S	FLEX TRACK 900 MM	1	21.00
5999	1 TRACK KIT	1	28.00
6000F S	5 WIRE CABLE FOR COMMODORE	D	35.00
6000G S	5 WIRE CABLE FOR APPLE II & RADIO SHACK	D	35.00
6000H S	5 WIRE CABLE FOR MACINTOSH	D	35.00
6000I S	5 WIRE CABLE FOR IBM 9 PIN	D	38.00
6000J S	5 WIRE CABLE FOR IBM 25 PIN	D	38.00
6001	DIGITAL TRANSFORMER 42 WATTS 16V	D	139.00
6015 S	DIGITAL BOOSTER	D	198.00
6016 S	DIGITAL BOOSTER 2-RAIL DC	D	215.00
6018 S	DIGITAL BOOSTER FOR 1 GAUGE	D	212.00
6020	DIGITAL CONTROL UNIT FOR MÄRKLIN HO	D	387.00
* 6021 S	DIGITAL CONTROL UNIT	D	359.00
6023	DIGITAL CENTRAL CONTROL UNIT	D	499.00
6027 S	DIGITAL CONTROL UNIT FOR 2-RAIL DC	D	345.00
6030 S	DIGITAL CENTRAL CONTROL FOR 1 GAUGE	D	485.00
6032 S	DIGITAL PROGRAMMER FOR DC LOCO	D	310.00
6036 S	DIGITAL CONTROL 80 F	D	245.00
6038 S	DIGITAL 72" EXTENSION CABLE	D	68.00
6039 S	DIGITAL 25" EXTENSION CABLE	D	62.00
6040 S	DIGITAL KEYBOARD	D	215.00
6041 S	DIGITAL SWITCHBOARD	D	275.00
6043 S	DIGITAL MEMORY	D	320.00
6050 S	DIGITAL INTERFACE	D	198.00
* 6051 S	INTERFACE	D	248.00
6070 S	DIGITAL INFRA CONTROL 80 F	D	325.00
6071 S	DIGITAL IR CONTROL	D	195.00
6072 S	DIGITAL INFRA CONTROL 80 F EXT CABLE	D	29.00
6073 S	DIGITAL TURNOUT DECODER PK/5	D	147.50
6074 S	DIGITAL K87 DC DECODER	D	110.00
6080 S	DIGITAL C 80 LOCO DECODER PK/5	D	345.00
6081 S	DIGITAL C 81 LOCO DECODER PK/5	D	390.00
6082 S	DIGITAL C 82 LOCO DECODER PK/5	D	345.00
6083 S	DIGITAL K 83 ACCESSORY DECODER	D	72.00
6084 S	DIGITAL K 84 ACCESSORY DECODER	D	95.00
6085 S	DIGITAL C 85 LOCO DECODER 1 GAUGE	D	105.00
6086 S	DIGITAL K 86 ACCESSORY DECODER	D	95.00
6087 S	DIGITAL K 87 ACCESSORY DECODER	D	75.00
6088 S	DIGITAL S 88 TRACK DETECTION MODULE	D	88.00
6089 S	DIGITAL EXTENSION CABLE FOR S88	D	19.00

Märklin, Inc. ♦ 16988 W. Victor Road, PO Box 51319 ♦ New Berlin, WI 53151

Märklin, Inc. is the American Subsidiary of Gebr. Märklin & Cie. GmbH, Germany and Exclusive Distributor in North America for Märklin Products

ITEM #	DESCRIPTION	SCALE	PRICE	ITEM #	DESCRIPTION	SCALE	PRICE
6090	S DIGITAL PROPULSION SET	D	135.00	7181	HOME SIGNAL W/SEMAPHORE (P)(D)	H	47.00
* 6095	S 1 GAUGE LOCOMOTIVE DECODER PANEL	1	138.00	7183	PICKUP SHOE FOR 3021	S	4.10
6603	DELTA MODULE PK/5	H	325.00	7185	PICKUP SHOE	S	2.70
6604	DELTA CONTROL UNIT	H	125.00	7187	M TRACK COLOR LIGHT DISTANT SIGNAL	H	34.85
6605	DELTA PILOT HAND CONTROLLER	H	44.50	7188	M TRACK COLOR LIGHT HOME SIGNAL (HOB)	H	53.00
6606	INDOOR/OUTDOOR TRAIN CONTROLLER	1	125.00	7190	M TRACK BUMPER (HOB)	H	7.00
* 6607	S DELTA STATION (CONTROL UNIT)/1 HAND UNIT	1	259.00	7191	M TRACK BUMPER W/LIGHT	H	13.25
* 6608	S DELTA MOBIL UNIT (HAND UNIT)	1	85.00	7192	M TRACK AUTO CROSSING GATE SET	H	128.00
6627	TRANSFORMER 30 WATT 16 VOLT (HOB)	H	135.00	7193	EXTENSION SET FOR 7192	H	33.00
6667	TRANSFORMER 16 WATT 16 VOLT (D)	H	98.50	7194	REVERSE UNIT SPRINGS PK/5	S	1.90
6727	TRANSFORMER 12 WATT 8 VOLT DC	Z	119.50	7195	NUMBER PLATE SET	H	6.25
7000	WIRE STAPLES PK/50	S	3.80	7197	CAR LIGHTING KIT FOR 4072-3 (D)	S	18.50
7001	COUPLER GAUGE FOR MÄRKLIN HO	S	1.65	7198	PICKUP SHOE FOR 7077	S	3.95
7003	K/M CATENARY FEEDER WIRE	H	2.55	7201	M TRACK CATENARY FEEDER MAST	H	14.85
7004	K/M CATENARY FASTENER HARDWARE	S	1.99	7203	CLOSE COUPLER PK/50	S	54.00
7005	CATENARY SET FOR M SIGNALS	H	23.95	7204	PROTOTYPE COUPLER REPRO. PK/50	S	17.50
7006	K/M CATENARY INSULATORS PK/10	H	12.00	7205	CONVERSION CLOSE COUPLER PK/50	S	54.00
7009	M CATENARY MAST PK/10	H	39.00	7207	SCHEREN PANTOGRAPH	S	12.50
7010	M CATENARY FEEDER MAST	H	9.35	7208	SINGLE ARM PANTOGRAPH	S	20.00
7012	M CATENARY SIGNAL FEEDER MAST	H	7.55	7209	DISTRIBUTION STRIP	S	2.40
7013	K/M CATENARY WIRE 9" PK/20	H	2.25/pc	7210	CONTROL BOX FOR CIRCUITS	S	17.75
7014	K/M CATENARY WIRE 4" PK/10	H	1.30/pc	7211	CONTROL BOX W/4 ON-OFF SWITCHES	S	19.50
7015	K/M CATENARY WIRE 4" PK/10	H	1.30/pc	7218	DOUBLE ARM PANTOGRAPH	S	12.75
7016	K/M CATENARY CROSS SPAN 15" PK/5	H	7.50/pc	7219	SINGLE ARM PANTOGRAPH	S	20.00
7017	K/M CATENARY CROSS SPAN 11" PK/5	H	6.35/pc	7224	HO RERAILER	H	3.95
7018	K/M CATENARY WIRE 10" PK/20	H	2.05/pc	7226	SMOKE UNIT KIT	S	24.50
7019	K/M CATENARY WIRE 14" PK/20	H	2.25/pc	7230	K/M SIGNAL MOUNTING BRACKET	H	1.50
7021	K/M CATENARY TOWER MAST PK/5	H	5.55/pc	7234	K/M SIGNAL BRIDGE BASE PLATE PK/2	H	3.60
7022	K/M CATENARY WIRE 4" INSULATED PK/10	H	3.00/pc	7236	K/M COLOR LIGHT DISTANT SIGNAL	H	33.75
7023	K/M CATENARY WIRE 4" PK/10	H	1.35/pc	7237	K/M COLOR LIGHT DISTANT SIGNAL	H	37.90
7036	M TRACK DISTANT SIGNAL W/DISC	H	46.00	7238	K/M COLOR LIGHT DISTANT SIGNAL	H	67.50
7038	M TRACK DISTANT SIGNAL W/DISC	H	65.00	7239	K/M COLOR LIGHT HOME SIGNAL	H	65.00
7039	M TRACK HOME SIGNAL W/SEMAPHORE (HOB)	H	48.75	7240	K/M COLOR LIGHT HOME SIGNAL	H	68.00
7040	M TRACK HOME SIGNAL W/SEMAPHORES	H	58.75	7241	K/M COLOR LIGHT HOME SIGNAL	H	84.75
7041	M TRACK HOME SIGNAL W/SEMAPHORES	H	70.00	7242	K/M COLOR LIGHT YARD SIGNAL	H	68.00
7042	M TRACK YARD SIGNAL	H	51.00	* 7244	UNIVERSAL RELAY	H	36.00
7046	ARC LIGHT W/LATTICE MAST	H	16.50	7245	UNIVERSAL RELAY	H	38.00
7047	STREET LIGHT	H	11.95	7247	SINGLE ARM PANTOGRAPH	S	22.50
7048	ARC LIGHT	H	15.00	7250	BRIDGE PILLAR BASE 1/10" PK/10	H	12.50
7051	REMOTE CONTROL MAGNET CRANE	H	336.00	7251	PILLAR BASE F/7250 1/8" PK/10	H	12.50
7054	UNDER LAYOUT CRANE KIT	H	59.00	7252	BRIDGE PILLAR 1/4" PK/10	H	12.50
7072	CONTROL BOX FOR ACCESSORIES (HOB)	H	16.00	7253	BRIDGE PILLAR 1-3/16" PK/2	H	5.50
7074	CAR LIGHTING KIT PK/2	S	14.50	7262	K/M TRUSS BRIDGE 7-1/8"	H	14.35
7076	PICKUP SHOE FOR 7079	S	3.80	7263	K/M ARCHED BRIDGE 14-1/8"	H	32.00
7077	CAR LIGHTING KIT PK/5	S	27.50	7267	K/M BRIDGE RAMP 14-1/8" R 30°	H	13.50
7079	CAR MARKER LIGHT	S	7.00	7268	K/M BRIDGE RAMP STRAIGHT 7-1/8"	H	12.60
7100	GRAY WIRE 33'	S	2.95	7269	M BRIDGE RAMP 17-18" R 30°	H	15.35
7101	BLUE WIRE 33'	S	2.95	* 7271	CONTROL BOX	S	24.50
7102	BROWN WIRE 33'	S	2.95	7277	K/M CATENARY CROSSING SECTION PK/2	H	6.50
7103	YELLOW WIRE 33'	S	2.95	7278	K/M CATENARY WIRE 9" PK/10	H	21.00
7105	RED WIRE 33'	S	2.95	7280	SINGLE LAMP STREET LIGHT	H	12.60
7107	EXTENSION CABLE FOR 6606	S	17.00	7281	STATION PLATFORM LIGHT	H	16.95
7111	BROWN SOCKET PK/10	S	2.30	7282	DOUBLE LAMP STREET LIGHT	H	15.50
7112	YELLOW SOCKET PK/10	S	2.30	7283	LAMP WITH LATTICE MAST	H	16.35
7113	GREEN SOCKET PK/10	S	2.30	7284	PARK LIGHT	H	10.00
7114	ORANGE SOCKET PK/10	S	2.30	7286	REMOTE CONTROL TURNTABLE (FOR 2-RAIL & 3-RAIL)	H	435.00
7115	RED SOCKET PK/10	S	2.30	7287	TURNTABLE EXTENSION KIT	H	36.75
7117	GRAY SOCKET PK/10	S	2.30	7288	3-STALL ROUNDHOUSE KIT	H	105.00
7130	PLUG & SOCKET ASSORTMENT PK/100	S	22.00	7289	2-STALL LOCOMOTIVE SHED KIT	H	46.00
7131	BROWN PLUG W/SOCKET PK/10	S	2.30	7292	M TRACK AUTO CROSSING GATE SET	H	92.00
7132	YELLOW PLUG/SOCKET PK/10	S	2.30	7293	EXTENSION SET FOR 7292	H	28.50
7133	GREEN PLUG W/SOCKET PK/10	S	2.30	7294	REMOTE CONTROL TRANSFER TABLE	H	320.00
7134	ORANGE PLUG W/SOCKET PK/10	S	2.30	7295	CATENARY SET FOR 7294	H	35.50
7135	RED PLUG W/SOCKET PK/10	S	2.30	7299	M TRACK MOUNTING SCREWS PK/200	H	6.75
7137	GRAY PLUG W/SOCKET PK/10	S	2.30	7317	INTERIOR LIGHTING KIT 4317,4318,4319	H	28.00
7149	OILER PK/10	S	6.65/pc	7318	INTERIOR LIGHTING KIT	H	17.00
7151	HO TRACTION TIRE PK/10	S	2.95	7319	CURRENT-COND CLOSE COUPLER SET	H	42.00
7152	HO TRACTION TIRE PK/10	S	2.95	7320	CAR LIGHTING KIT	H	20.45
7153	HO TRACTION TIRE PK/10	S	2.95	7322	CAR LIGHTING KIT FOR 4090	H	14.85
7154	HO TRACTION TIRE PK/10	S	2.95	7323	CAR LIGHTING KIT FOR 4107 & 4108	H	7.95
7156	CONTROL BOX & WIRING SET (P)(D)	S	21.50	7329	CAR LIGHTING KIT	S	22.85
7164	PICKUP SHOE	S	2.70	7330	CAR LIGHTING KIT	S	22.85
7171	M TRACK SOUND DEADENING KIT	S	9.75	7332	CAR LIGHTING KIT FOR 2660/2860 (D)	H	26.75
7175	PICKUP SHOE PK/2	S	7.60	7333	CAR LIGHTING KIT	S	22.85
7180	FIVE STAR CONVERSION KIT	S	128.50	7335	LIGHTING KIT FOR 4275-4278, 4238-4239	H	23.75

Märklin, Inc. ♦ 16988 W. Victor Road, PO Box 51319 ♦ New Berlin, WI 53151

Märklin, Inc. is the American Subsidiary of Gebr. Märklin & Cie. GmbH, Germany and Exclusive Distributor in North America for Märklin Products

ITEM #	DESCRIPTION	SCALE	PRICE	ITEM #	DESCRIPTION	SCALE	PRICE
7339	M TRK MANUAL COLOR LIGHT SIGNAL (HOB)	H	35.95	* 8210	SBB "MIGROS" CAR SET	Z	105.00
7389	TRACK BUMPER W/LED LIGHT	H	11.95	*+8212	S UNION PACIFIC CABOOSE	(EX) Z	38.00
7390	M MECHANICAL CROSSING GATE SET(HOB)	H	48.50	*+8214	S U.S. TANK CAR SET	(EX) Z	110.00
7391	K/M TRACK BUMPER	H	5.15	8237	RAG RUHR COAL CAR SET	Z	92.00
7500	K TRACK GROUND TERMINAL	H	2.05	8304	S HAMO MICHELINE RAILBUS	(E) H	329.00
7501	K TRACK CATENARY FEEDER MAST	H	14.85	8310	S HAMO 4-6-2 LOCO/TENDER	(EX) H	365.00
7504	K TRACK CENTER STUD TERMINAL	H	2.70	8312	HAMO K.W.ST.E. CL T5 STEAM LOCO	(D) H	256.00
7505	CATENARY SET FOR K/M SIGNALS	H	23.95	8321	S HAMO SNCF CL BB 15 000 ELEC LOCO	(E) H	345.00
7509	K TRACK CATENARY MAST PK/10	H	39.00	8323	S HAMO SBB CL Re 4/4 ELECTRIC LOCO	(E) H	218.00
7510	K CATENARY FEEDER MAST	H	9.35	8324	HAMO NS CL 1100 ELECTRIC LOCO	(D) H	228.00
7511	K/M CATENARY BRIDGE MAST PK/10	H	39.75	8327	HAMO NS CL 1100 ELECTRIC LOCO	(D) H	228.00
7512	K CATENARY SIGNAL FEEDER MAST	H	7.50	8332	S HAMO MICHELINE RAILBUS	(E) H	369.00
7522	K TRACK INSULATOR PK/5	H	4.00	8334	S HAMO SNCF BB 26000 ELEC LOCO	(D)(E) H	396.00
7525	K/M CATENARY SUPPORT ARM PK/10	H	26.00	* 8341	S HAMO DR CL 143 ELECTRIC LOCO	(EX) H	320.00
7548	UNDER LAYOUT MOUNTING KIT F/7549	H	14.00	8349	HAMO DR CL 204 EXPRESS LOCO	(EX) H	249.00
7549	TURNOUT MECHANISM FOR 2271 & 2275	H	23.75	8356	HAMO SBB Be 6/8 "CROCODILE"	(D) H	329.00
7555	CONTACT REED SWITCH SET	S	13.60	8360	S HAMO SBB CL Re 4/4 ^V ELEC LOCO	(E) H	398.00
7556	LOCOMOTIVE MAGNET SET PK/6	S	13.60	8366	HAMO DB CL 152 ELECTRIC LOCO	(D) H	260.00
7557	MAGNET SET FOR LOCOS 3/PK	S	13.50	* 8369	S HAMO DRG CL E 19 ELECTRIC LOCO	(EX) H	379.00
7558	MAGNET SET FOR CARS 2/PK	S	13.50	8381	S HAMO DB CL V 200.1 DSL LOCO	(EX) H	410.00
7569	K BRIDGE RAMP 16-3/4" R 30°	H	15.35	8386	S HAMO NS PTT POST RAILCAR	(E) H	395.00
7584	HO INSULATED WHEEL SET PK/8	S	16.50	8388	S HAMO NS PTT POSTAL RAILCAR	(E) H	359.00
7585	HO INSULATED WHEEL SET PK/2	S	6.30	8390	S HAMO DB CL 011 EXPRESS LOCO	(EX) H	395.00
7586	HO INSULATED WHEEL SET PK/4	S	7.75	* 8393	S HAMO DRG CL 52 2-10-0 STM LOCO W/TNDR	(EX) H	345.00
7587	HO INSULATED WHEEL SET PK/3	S	7.75	* 8396	S HAMO DRG CL 96 0-8-0-T STM TANK LOCO	(EX) H	455.00
7588	HO INSULATED WHEEL SET PK/4	S	10.00	8400D	AUTO COMPANIES 6 CARS	Z	185.00
7589	HO INSULATED WHEEL SET PK/4	S	10.00	8401	CHALET "ST. MORITZ"	(D) Z	37.50
7592	K TRACK AUTO CROSSING GATE SET	H	97.50	8402	FARM HOUSE "SILVAPLANA"	(D) Z	37.50
7593	EXTENSION SET FOR 7592	H	29.00	8404	ALPINE BARN W/WATER TROUGH	(D) Z	37.50
7595	K TRACK RAIL JOINERS FOR 2205	S	6.75	8405	ALPINE DAIRY "NAUDERS"	(D) Z	37.50
7599	K TRACK MOUNTING SCREWS PK/200	S	8.50	8406	ALPINE HUT "SCHONJOCHL"	(D) Z	37.50
7651	DIGITAL ROTARY CRANE	D	495.00	8407	MILL "SERFAUS"	(D) Z	37.50
* 7652	S DIGITAL RETROFIT KIT FOR 7051	D	82.00	8408	MOUNTAIN CHALET "STUBEN"	(D) Z	37.50
7686	DIGITAL TURNTABLE	D	592.00	8409	FARM HOUSE "SYKE"	(D) Z	35.50
* 7687	S DIGITAL CONVERSION KIT FOR 7286	D	105.00	8410	FISHERMAN COTTAGE "PELLWORM"	(D) Z	35.50
8004A	S Z REGIONAL SET - ROCK ISLAND	Z	379.00	8411	THATCHED COTTAGE "PLON"	(D) Z	35.50
8005A	S Z REGIONAL SET - UNION PACIFIC	Z	379.00	8412	NORTH FRISIAN HOUSE "SYLT"	(D) Z	35.50
8006A	S Z REGIONAL SET - GREAT NORTHERN	Z	379.00	8500	Z TRACK 4-3/8" STRAIGHT PK/10	Z	2.60/pc
8007A	S Z REGIONAL SET - BALTIMORE & OHIO	Z	379.00	8503	Z TRACK 2-3/16" STRAIGHT PK/10	Z	2.40/pc
8107	"CITY BAHN" TRAIN SET (D)	Z	366.00	8504	Z TRACK 1" STRAIGHT PK/10	Z	2.40/pc
8108	ORIENT EXPRESS TRAIN SET	Z	535.00	8505	Z TRACK 8-13/16" STRAIGHT PK/10	Z	3.20/pc
8112	DB CHIEMGAU RAILBUS SET	Z	192.00	8506	Z TRACK 4-5/16" STRAIGHT PK/10	Z	2.50/pc
8119	KPEV LANGENSCHWALBACH TRAIN	Z	510.00	8507	Z TRACK 4-7/16" STRAIGHT PK/10	Z	2.50/pc
8128	LUFTHANSA AIRPORT EXPRESS SET (D)	Z	399.00	8510	Z TRACK 5-3/4" R 45° PK/10	Z	2.80/pc
8130	PROVINCIAL RR FREIGHT SET	Z	355.00	8520	Z TRACK 7-11/16" R 45° PK/10	Z	3.00/pc
8131	S ALLGÄU-ZOLLERN TRAIN SET (L)(D)	Z	365.00	8521	Z TRACK 7-11/16" R 30° PK/10	Z	2.80/pc
8133	DRG RHEINGOLD TRAIN SET	Z	529.00	8529	Z TRACK CURVED CIRCUIT TRACK 30°	Z	13.00
8134	S MAIL TRAIN SET (L)	Z	255.00	8530	Z TRACK 8-11/16" R 45° PK/10	Z	2.85/pc
8135	DOMPFEL PASSENGER SET (EX)	Z	435.00	8531	Z TRACK 8-11/16" R 30° PK/10	Z	2.85/pc
8137	RAG FREIGHT TRAIN	Z	349.00	8539	Z TRACK CURVED CIRCUIT TRACK 30°	Z	13.00
8138	PROVINCIAL RAILROAD COAL TRAIN	Z	289.00	8559	Z TRACK CROSSING 13°	Z	18.75
8139	S AMERICA 500 YR ANNIVERSARY SET (EX)	Z	449.00	8560	Z TRACK DOUBLE SLIP REMOTE	Z	59.00
8140	S VOITH DIESEL FREIGHT SET (EX)	Z	259.00	8562	Z TRACK TURNOUT LEFT REMOTE	Z	40.00
8144	BARUM CIRCUS TRAIN	Z	295.00	8563	Z TRACK TURNOUT RIGHT REMOTE	Z	40.00
8145	PROVINCIAL BEER TRAIN	Z	395.00	8565	Z TRACK TURNOUT LEFT MANUAL	Z	25.00
8150	RR MUSEUM STARTER SET W/O TRANSFORMER	Z	145.00	8566	Z TRACK TURNOUT RIGHT MANUAL	Z	25.00
8155	S LUFTHANSA AIRPORT SET (EX)	Z	349.00	8568	Z TRACK TURNOUT CURVE LEFT REMOTE	Z	43.75
8160	DELUXE STEAM STARTER SET (D)	Z	575.00	8569	Z TRACK TURNOUT CURVE RIGHT REMOTE	Z	43.75
8177	FREIGHT BATTERY SET	Z	139.00	8587	Z TRACK UNCOUPLER TRACK	Z	23.00
8182	SMALL STEAM STARTER SET	Z	235.00	8588	Z TRACK STRAIGHT ISOLATING TRACK	Z	7.00
8188	STARLIGHT EXPRESS BATTERY SET	Z	169.00	8589	Z TRACK STRAIGHT CIRCUIT TRACK	Z	11.95
8190	E MANUAL TRACK EXTENSION SET	Z	79.50	8590	Z TRACK 4-3/8" STRAIGHT FEEDER TRACK	Z	8.25
8191	E ELECTRIC TRACK EXTENSION SET	Z	132.00	8591	Z TRACK 19-1/4" R PK/10	Z	2.80/pc
8192	T1 ELECTRIC TRACK EXTENSION SET	Z	139.50	8592	Z TRACK 4-3/4" (ADJUSTABLE) PK/10	Z	7.60/pc
8193	T2 ELECTRIC TRACK EXTENSION SET	Z	132.50	8594	Z TRACK 26" FLEX PK/10	Z	9.20/pc
8194	T3 ELECTRIC TRACK EXTENSION SET	Z	199.00	8600	DB REFRIGERATOR CAR	Z	18.00
8198	CATENARY SET FOR S&E	Z	122.00	8601	KSSSTE GONDOLA W/HINGED COVERS	Z	35.50
8199	CATENARY SET FOR T1&T2&T3	Z	259.00	8602	DRG ALSACE-LORRAINE BOXCAR	Z	35.50
8201	SWISS MINERAL WATERS CAR SET	Z	105.00	8603	SBB PIGGYBACK CAR W/LOAD	Z	42.00
* 8202	DR MINOL MINERALÖHANDEL AG TANK CAR	Z	34.00	8604	ÖBB PIGGYBACK CAR W/LOAD	Z	42.00
* 8203	DR MINOL MINERALÖHANDEL AG TANK CAR	Z	21.00	8607	"VTG" TANK CAR W/WHEAT SHIELD	Z	34.50
* 8204	"FREIGHT CARS OF THE FORMER GDR" SET	Z	135.00	8608	DB EVA TANK CAR W/HEAT SHIELD	Z	33.50
*+8205	S U.S. BOXCAR SET (EX)	Z	82.00	8609	DB FREIGHT BAGGAGE CAR	Z	22.50
*+8206	S U.S. GONDOLA SET (EX)	Z	82.00	8610	DB LOW SIDE GONDOLA	Z	13.00
* 8208	"BREWERIES/NEW FEDERAL STATES" CAR SET	Z	79.00	8611	DB SHELL TANK CAR	Z	19.85

Märklin, Inc. ♦ 16988 W. Victor Road, PO Box 51319 ♦ New Berlin, WI 53151

Märklin, Inc. is the American Subsidiary of Gebr. Märklin & Cie. GmbH, Germany and Exclusive Distributor in North America for Märklin Products

SPECIALTY ITEMS

(Non-Cataloged Items)

märklin®

- The products featured in this supplement are non-cataloged items and some are produced exclusively for the North American market.
- Availability of limited run and discontinued items cannot be guaranteed.
- In order to stay up-to-date on the availability of non-cataloged items we recommend you contact your local Märklin dealer.

•Prices are listed at suggested retail as of April 1, 1994.

Z-GAUGE PRODUCTS

Briefcase Layouts

Imagine the surprise you will generate when you open this attache case at your next meeting and have your Märklin Z-gauge freight train running in seconds! Whether on the Bavarian or picturesque winter scene layout, your attache will be the envy of your friends and business acquaintances.




Bavarian Layout, #0403

Briefcase is 14 x 19". Trains run on a 9-volt battery controller (battery not included) or a standard Märklin transformer. This layout includes a steam locomotive and three freight cars. **\$789.00**



Winter Scene Layout, #0408

Briefcase is 14 x 19". Trains run on a 9-volt battery controller (battery not included) or a standard Märklin transformer. This layout includes a steam locomotive and two passenger cars. **\$789.00**




Z-Gauge American Layout Board, #509

Travel across rural America on this special layout board! It is two train operational and is mounted on a sturdy wood frame measuring 21 1/3 x 28 1/4". Rolling stock and transformer are not included. **\$759.00**



Z-Gauge European Layout Board, #406

Tour the European countryside on this unique layout board! It is two-train operational and is mounted on a durable wood frame measuring 21 1/3 x 28 1/4". Rolling stock and transformer are not included. **\$1085.00**



#2611A

Z-Gauge Layout Board, #2611A


Explore the snow covered highlands of the western United States on this layout board! Oval track measures 13 x 19". Rolling stock and transformer are not included. **\$165.00**

Note: We reserve the right to substitute locomotives and cars based on availability. Track plans and scening may vary from photos shown.

Z-GAUGE PRODUCTS



CLASSIC AMERICAN SERIES™



Made in America for Mini-Club modelers who want to recreate Hometown, U.S.A. These polycast buildings show amazing detail right out of the box. Use standard modeling paints to further enhance the details on the building. Custom finishing will give your layout a unique and special appearance that makes it yours alone.

Item #	Structure	Suggested Retail Price
#2630	Passenger Depot	\$11.50
#2631	Two Story Residence	9.50
#2632	Factory	13.00
#2633	Feedmill	12.50
#2634	Freight Terminal	15.00
#2635	Mine Head	14.00
#2637	Country Church	12.00
#2638	Ranch House	9.50
#2639	Barn	10.00
#2640	Store Fronts	11.00

LIMITED Z-GAUGE CARS



As part of a special arrangement with the Miller Brewery, these cars are now available to you on a limited basis only.

Item#	Description	Suggested Retail Price
2401M	Miller High Life I	\$29.00
2402M	Miller Genuine Draft	29.00
2403M	Miller Lite	31.50
2404M	Miller High Life (Lady)	31.50

AMERICAN PROTOTYPES



#8808

LOCOMOTIVES

Item#	Description	Suggested Retail Price
*8807	Southern Railways Steam Locomotive	\$248.00
8808	New York Central Locomotive	235.00
*8809	Southern Pacific Daylight F7 Diesel Loco	195.00
*8860	Santa Fe F-7 Diesel Locomotive	195.00
8861	Southern Pacific F-7 Diesel Locomotive	185.00
8863	Burlington Northern Locomotive	178.00



#8683

GONDOLAS

Item#	Description	Suggested Retail Price
8638	Reading Gondola	\$31.50
8642	Soo Line Gondola	31.50
8674	New York Central Gondola	29.75
8678	Pennsylvania Gondola	31.00
8683	Rail-Gon Gondola	27.50



#8681

BOXCARS

Item#	Description	Suggested Retail Price
8692A	"Ontario Northland" Boxcar	\$45.00
8693A	"Great Northern" Boxcar	45.00
8694A	"Baltimore & Ohio" Boxcar	45.00
8695A	"Boston & Maine" Boxcar	45.00
8696A	"The Rock" Boxcar	45.00
*8637	Milwaukee Road Boxcar	33.50
8641	Union Pacific Boxcar	31.95
8671	Western Pacific Boxcar	33.50
8672	Frisco Boxcar	33.50
8673	New Haven Boxcar	33.50
8677	Rio Grande Boxcar	34.50
8681	Illinois Central Boxcar	29.95
8682	Rail-Box Boxcar	29.95

* Featured in the Full-Line Product Catalog



#8684

TANK CAR

Item#	Description	Suggested Retail Price
8684	Mobil Gas Tank Car	\$42.00

PASSENGER CARS

Item#	Description	Suggested Retail Price
*8784	Southern Pacific Daylight Coach	\$36.00
*8785	Southern Pacific Daylight Diner Car	36.00
*8787	Southern Pacific Vista Dome Car	38.75
*8788	Southern Pacific Baggage Car	36.50
*8789	Southern Pacific Observation Car	38.75




#8680

CABOOSES

Item#	Description	Suggested Retail Price
8679	Southern Caboose	\$45.50
*8636	Santa Fe Caboose	44.50
8640	Southern Pacific Caboose	49.95
8670	Burlington Northern Caboose	46.00
8680	New York Central Caboose	39.95

Z-GAUGE



Battery Operated Train Set

Easy to operate and set up anywhere! Includes: Steam, locomotive, 2 freight cars, track, and battery power pack. (Battery not included).

#8177 Z Steam Freight Battery Set

(Battery not included).

Suggested retail price \$139.00

LIMITED SET

Two Nostalgic Trains- Together in One 50th Anniversary Set Still Available



HO 50th Anniversary Set, #0050

Take a ride down memory lane with these two trains recreated especially by Märklin in 1985 to commemorate the 50th anniversary of HO! You get replicas of the first steam passenger and electric freight trains offered in HO. Only 5,000 were produced worldwide.


Suggested retail price: \$495.00

FULL COLOR POSTERS



Märklin Train Poster #0432P

This 36X24" train poster features the class 23 locomotive in full color reproduction of art done in the 1950s. **\$5.95**



"Rheingold" Poster #0428

As the name implies the elegant Rheingold ran most of its route along the Rhein River from 1928 until 1940. This richly colored commemorative poster is 18X36" in size. **\$5.95**



1952/53 Catalog Cover Poster #0429A


This 20X29" poster features the full color reproduction of the 1952/53 Märklin catalog showing a busy station scene. **5.95**



Train Composition Poster #0430

Form your Ho and Z gauge train sets as they are seen today, or as they ran in days gone by. 19X25" **\$3.95**

"COLLECTOR'S LOG"



Collector's Log Inventory Control System #0039

Märklin Train Collector's Log is a 10-sheet, printed, 3-hole punched manual inventory control system. **\$2.95**


LIMITED ITEMS

HO & Z-GAUGE SPECIAL COLLECTORS SERIES




These limited, color imprinted collector series cars are produced exclusively for Märklin, Inc. The series themes vary from regional European breweries to special events and products in a specific country or region.

Item#	Description	Suggested Retail Price
HO Gauge		
4400F	Airlines of the Worlds Set 6/pk	\$195.00
4400G	1991 Anniversary Set 3/pk	98.00
4400H	Wild West/Circus Set 3/pk	\$115.00
Z-Gauge		
88125	Spirit of France Set 3/pk	67.50
88126	Auto Companies of France 3/pk	89.00
8400D	Auto Companies Set	185.00



1993 HOLIDAY CAR



First in Series

Märklin, Inc. celebrates the season with its first annual Holiday car. This colorful refrigerator car depicts a jolly Santa Claus extending holiday greetings in English, French and German.


	Sugg. Ret.
HO 1993 Holiday Car 2120A	\$32.95
Z 1993 Holiday Car 2121A	\$32.95

Z-SCALE ITEMS

1:1

Z-SCALE CORK ROADBED

Distributed by Märklin, Inc.

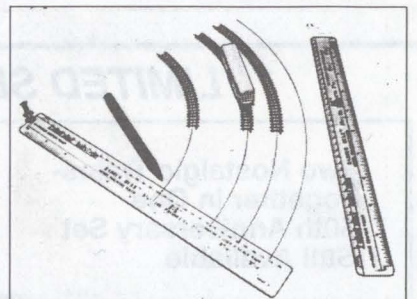


- Beveled Edges for Realistic Appearance
- High Quality Fine-Grained Cork
- Easy to Apply and Ballast
- Straight Sections in Manageable Lengths
- Pre-Cut Switch Pieces
- Fits All Märklin Track
- Handcrafted in the USA

Item	Description	Suggested Retail Price
M-100-5	Single Track 5-18" pcs	\$2.85
M-200-2	Double Track 2-18" pcs	2.30
M-300-1	Straight Switch 1 pair L&R	2.90
M-400-1	Curved Switch 1 pair L&R	2.90
M-500-1	Double Slip Switch 1 piece	2.10
M-600-1	Cork Base 2-5X7" pcs	2.15

1:1

RADIUS RULE™



- Durable Translucent Plastic Allows Clear View of Subject Measured
- Easy to Use Radius Template Draws Full Size Curves to Fit All Märklin Track
- Vinyl Storage Sleeve
- Made in USA

Item#	Description	Suggested Retail Price
R-180	Z-Scale Radius Rule	\$6.95

Available at Your Local Hobby Dealer


SMOKE GENERATORS & ACCESSORIES

SEUTHE

COMPATIBLE WITH
MÄRKLIN LOCOMOTIVES

Distributed by Märklin, Inc.

Item #	Description	Sugg. Retail
0900	Smoke Unit for Metal Body Locos	\$18.95
0901	Digital 7226 Smoke Unit Kit	18.95
0902	Smoke Unit for 3318 & 3518	18.95
0903	Digital Smoke Unit for 3618	18.95
0904	Smoke Fluid 50 ml Bottle	7.50
0905	Loco Cleaning Fluid 125 ml	4.95
0906	Needle Point Oiler with Oil	1.95
0907	Replacement Tube for 0900	15.95
0908	Replacement Tube for 0901	15.95
0909	Replacement Tube for 0902	15.95
0910	Replacement Tube for 0903	15.95



Märklin Tool Kit, #19005
All the tools you need for routine maintenance and repairs on your Märklin trains. **\$14.95**

Märklin, Inc.

P.O. Box 51319,

16988 W. Victor Road, New Berlin, WI 53151-0319

Märklin, Inc., is the American Subsidiary of Gebr. Märklin & Cie. GmbH, Germany, and the exclusive distributor in North America for Märklin Products.

Printed in USA Publication #2625

LAYOUT BUILDING ACCESSORIES



Distributed by Märklin, Inc.

HO & Z GAUGE LAYOUT ACCESSORIES


- Solid richly colored tunnels provide color and contrast on the layout.
- Grass mats with natural effect of "blades of grass."
- Flexible roadways are self-adhesive with lines.



HO Tunnel-Curved or Straight
1651A \$22.00



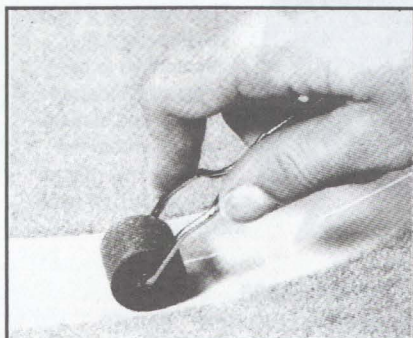
HO Tunnel-Straight
1652A \$16.00



Z Tunnel-Curved
1661A \$14.00




Z Tunnel Straight
1662A \$23.00



Roller
1654A \$9.50

Item	Description	Suggested Retail Price
1650A	HO Grass Mat 39 x 78"	\$29.95
1651A	HO Tunnel-Curved or Straight	22.00
1652A	HO Tunnel-Straight	16.00
1653A	HO Roadway 78"	12.00
1654A	Roller	9.50
1660A	Z Grass Mat 39 X 29"	12.00
1661A	Z Tunnel-Curved	14.00
1662A	Z Tunnel-Straight	23.00
1663A	Z Roadway 39"	6.75

GUIDEBOOKS



Koll's Preis-Katalog

Volume 1-Collector's guide to Märklin OO/HO locomotives with description of variation for each model, years produced and suggested values in German Marks. Includes Primex and Export models. German text.

Item #0934 Sugg. Retail Price: \$54.00

Volume 2-Collector's guide to Märklin OO/HO cars, accessories and catalogs with values in German Marks. Includes Primex and export models for cars. German text.

Item #0935 Sugg. Retail Price: \$54.00

Koll's Spezial-Katalog

Collector's guide to uncataloged special imprint and special edition cars produces for individual dealers/companies for coop groups or chains of dealers, and uncataloged models produced for export countries. Description of each model, year(s) produced, quantity in German Marks. German Text.

Item #0936 Sugg. Retail Price: \$66.00

Greenberg's Model Railroading with Märklin HO

written by Carl weaver (2nd Edition) Starting where the first edition left off this edition offers expanded insight on how to plan, build and landscape a layout for the Märklin HO system. New chapters on controlling your trains, layout photography and more. Now with color photography.

Item #2622B Sugg. Retail Price: \$19.95

Greenberg's Model Railroading with Märklin Z-Gauge

written by: Riley O'Connor

An easy-to-follow yet sophisticated presentation of how to build and maintain a Märklin Z Gauge layout. Basics of layout planning, bench work construction, track laying, wiring, and scenery construction, as well as layout maintenance. Hardbound, 96 pages, many photos and illustration.


Item #2623A Hard bound \$24.95

Märklin, Inc.

P.O. Box 51319, 16988 W. Victor Road, New Berlin, WI 53151-0319

Märklin, Inc., is the American Subsidiary of Gebr. Märklin & Cie. GmbH, Germany, and the exclusive distributor in North America for Märklin Products.

Printed in USA Publication #2625

DELTA MULTI-TRAIN CONTROL**HO STARTER SET**

DELTA Starter Set #2916
Suggested Retail Price: \$199.00



Deluxe DELTA Starter Set #2964
Suggested Retail Price: \$335.00




DELTA ICE Starter Set #2977A
Suggested Retail Price: \$495.00

The DELTA multi-train control system makes it possible to simultaneously operate up to four trains on a layout independently of one another.

Märklin's three HO DELTA starter sets introduce you to the DELTA system. Each locomotive included in a DELTA starter set is equipped with the DELTA module. The locomotive can be operated with just the transformer for conventional train operation, or when you add the DELTA Control, Item #6604, the DELTA system can be fully utilized with prototypical multi-train operation.



DELTA Control #6604
Suggested retail price: \$125.00



Another exciting component of the DELTA system is the DELTA Pilot, Item #6605. The Pilot expands DELTA by allowing a fifth locomotive to be operated independently and simultaneously from the others. This makes operating DELTA even more fun!

DELTA Pilot #6605
Suggested retail price: \$44.50

Märklin, Inc. P.O. Box 51319, 16988 W. Victor Road, New Berlin, WI 53151-0319

Märklin, Inc., is the American Subsidiary of Gebr. Märklin & Cie. GmbH, Germany, and the exclusive distributor in North America for Märklin Products.

Printed in USA Publication #2625

märklin[®] COMMAND CONTROL

digital

When it's time to further expand your operating capabilities move on over to Märklin's Digital Command Control system.

Since we introduced the Märklin Digital system to North America in 1986, interest in it has risen dramatically. Available for 2-rail D.C. products, HO 3-rail A.C. products and Märklin 1 gauge, Märklin's Digital system puts you in control of as many as 80 locomotives and 256 accessories such as turnouts and signals, all on the same layout.

The best part of the Märklin Digital system is the easy conversion to Digital with modular components and very simple wiring. Also, our network of authorized Märklin Digital dealers are trained to assist you in converting your present layout to Digital. They are graduates of a rigorous Digital Certification Program conducted by factory trained personnel and Dr. Thomas Catherall, Märklin Digital Consultant.

Our comprehensive digital program is renowned for state-of-the-art products, highly trained authorized Digital dealers and unsurpassed technical support.

Visit one of our Authorized Märklin Digital dealers and enter the exciting world of Märklin Digital. For more information on Märklin Digital and the name of your nearest Authorized Digital dealer call:
1-800-825-0888.

DIGITAL SUPPORT AND SERVICES



Dr. Thomas Catherall

Digital Consultant

Dr. Thomas Catherall is a professor at Brigham Young University in Provo, Utah, in the Department of Recreation Management and Youth Leadership, and has been a consultant with Märklin since 1987. He is the editor of "Märklin Digital Newsletter", author of "A User's Guide to the Märklin Digital System" and conducts seminars throughout the country.

Märklin DIGITAL CLUB

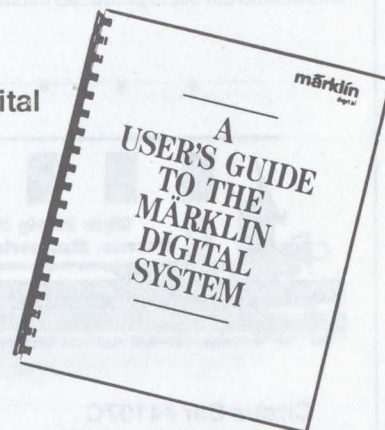
As a member of the Märklin Digital Club, you will receive a bi-monthly newsletter dedicated solely to the Digital system. Each newsletter is filled with in-depth articles, computer programming tips and technical expertise. Plus, as a member you will have access to the exclusive Digital Hot Line, so if you ever have a question or a problem regarding your Digital layout, you can get it resolved quickly. See back page of the price list for Digital Club application.

User's Guide

A User's Guide to the Märklin Digital System, #2675

A comprehensive introductory guide to the Märklin Digital System. Outlines all components and how they are assembled for an operating layout. Also includes programming samples so the Digital System can be interfaced with your personal computer.

Suggested retail price: \$17.95



Märklin, Inc. P.O. Box 51319, 16988 W. Victor Road, New Berlin, WI 53151-0319

Märklin, Inc., is the American Subsidiary of Gebr. Märklin & Cie. GmbH, Germany, and the exclusive distributor in North America for Märklin Products.

Printed in USA Publication #2625

HO PRODUCTS

WILD WEST CIRCUS PRODUCTS




Wild West Starter Set #2922

Complete starter set includes steam locomotive, dump car, and caboose. An oval of track, UL approved transformer, and station building kit provide excellent play value.

Suggested Retail Price: \$189.00

In the tradition of the great American circus the Wild West Circus Set (3 car set) #4400H and the Circus Car #4107C are complimentary to the Wild West Starter Set.




Wild West Circus Set #4400H Suggested Retail Price: \$115.00

This limited car set is produced exclusively for Märklin, Inc. U.S.A.




Circus Car #4107C Suggested Retail Price: \$39.95

1 GAUGE PRODUCTS



The big toy railroad from Märklin



"Max" Swabian tank locomotive included in the MAXI Starter Set.

MAXI is the exciting new 1 gauge toy railroad that features locomotives and cars of all metal construction just like the trains of our past, but with the technology of today.

Some special features include:

- All-metal construction
- Nostalgic styling
- Locomotives with DELTA modules
- Compatible with other large gauge products

The MAXI assortment includes a starter set complete with locomotive, two cars, oval of track and transformer. Everything you need to get started.

Maxi Starter Set

Item #5441, Suggested retail price: \$329.00

Additional European and American locomotives, cars and accessories are available to expand the MAXI System. Ask your Märklin dealer for more information about this exciting new product line - MAXI.

Märklin, Inc.

P.O. Box 51319, 16988 W. Victor Road, New Berlin, WI 53151-0319

Märklin, Inc., is the American Subsidiary of Gebr. Märklin & Cie. GmbH, Germany, and the exclusive distributor in North America for Märklin Products.

Printed in USA

Publication #2625

ITEM #	DESCRIPTION	SCALE	PRICE	ITEM #	DESCRIPTION	SCALE	PRICE
8612	DB ESSO TANK CAR	Z	19.85	8700	K.W.ST.E. LOCAL COACH	Z	20.00
8613	DB ARAL TANK CAR	Z	19.85	8701	K.W.ST.E. LOCAL CAOCH	Z	20.00
8614	DB BP TANK CAR	Z	19.85	8702	CITY BAHN 2 CL	Z	36.75
8616	S LÖWENGAS CAR SET	(EX) Z	109.00	8703	DB LOCAL BAGGAGE CAR	Z	32.50
8617	DB MÄRKLIN CONTAINER CAR	Z	18.85	8704	DB 2ND CL COMPARTMENT CAR	Z	32.00
8618	S LANCÔME PIGGYBACK CAR	(EX) Z	35.00	8705	DB 2ND CL COMPARTMENT CAR W/BRK CAR	Z	35.85
8619	DB LUMBER CAR SET	Z	32.60	8706	DB 1ST/2ND CL LOCAL COACH	Z	32.00
8620	DB TRANSFORMER CAR	Z	38.75	8707	DB 2ND CL LOCAL COACH	Z	32.50
8621	S ERBACHER PIGGYBACK CAR	(EX) Z	35.00	8708	DB 2ND CL COACH W/BAGGAGE AREA	Z	32.50
8622	DB GONDOLA	Z	15.75	8709	DB PASSENGER AUTO TRANSPORT CAR	Z	39.75
8623	DB BOXCAR W/SLIDING ROOF & WALLS	Z	33.50	8710	DB 1ST CL EXPRESS COACH	Z	30.00
8624	DB BALLAST CAR	Z	29.60	8711	DB 2ND CL EXPRESS COACH	Z	30.00
8625	DB SHELL TANK CAR	Z	33.00	8712	DB EXPRESS BAGGAGE CAR	Z	31.00
8626	DB ESSO TANK CAR	Z	33.00	8713	DB DINING CAR	Z	31.00
8627	DB ARAL TANK CAR	Z	33.00	8715	DB AUTO CARRIER	Z	39.00
8628	DB BP TANK CAR	Z	33.00	8716	DB 2ND CL COMMUTER COACH	Z	33.00
8629	DB DEA TANK CAR	Z	19.80	8717	DB 1ST/2ND CL COMMUTER COACH	Z	33.00
8630	DB HOPPER CAR	Z	31.50	8718	DB 2ND CL COMMUTER CAB COACH	Z	71.50
8631	*VELTINS PILSENER* BEER CAR	Z	19.50	8720	DB 1ST CL EXPRESS COACH	(D) Z	31.00
8632	*DYCKERHOFF* COMPANY SILO CAR	Z	37.50	8721	DB 2ND CL EXPRESS COACH	(D) Z	31.00
8633	K.BAY.STS.B. GONDOLA W/BRAKE CAB	Z	33.00	8722	DB EXPRESS BAGGAGE CAR	(D) Z	31.00
8635	DB BOXCAR WITH SLIDING ROOF	Z	34.50	8723	DB EXPRESS DINING CAR	(D) Z	31.00
† 8638	READING GONDOLA	Z	31.50	8724	DB TEE/C 1ST CL COACH	Z	31.00
8639	DRG BOXCAR W/BRAKEMAN'S CAB	Z	28.50	8725	DB TEE/C 1ST CL COACH	Z	31.00
† 8640	SOUTHERN PACIFIC CABOOSE	Z	49.95	8726	DB TEE/C DINING CAR	Z	31.00
† 8641	UNION PACIFIC CABOOSE	Z	31.95	8727	DB TEE/C DINING CAR	Z	49.50
† 8642	SOO LINE GONDOLA	Z	31.50	8728	DB TEE VISTA DOME CAR	Z	42.00
8644	DB MÄRKLIN Z CONTAINER CAR	Z	19.00	8730	K.BAY.STS.E. 3RD CL COACH	Z	32.00
8645	S OLD BREWERY REFRIGERATOR CAR SET	(EX) Z	159.00	8734	DB IC 1ST CL COACH	Z	45.50
8647	DB STAUFENBRAU BEER CAR	Z	18.85	8737	DB TEE/C DINING CAR W/LIGHT	(D) Z	75.00
8648	DB DINKELACKER BEER CAR	Z	18.85	8738	DB TEE VISTA DOME CAR W/LIGHT	(D) Z	64.50
8649	K.W.ST.E. BOXCAR W/BRAKE CAB	Z	29.50	8739	K.W.ST.E. LOCAL COACH	Z	19.85
8650	DB EAOS GONDOLA	Z	33.50	8742	SBB SLUMBER COACH	(D) Z	38.75
8651	SBB EAOS GONDOLA	Z	33.50	8743	DB 1ST CL INTERREGIO COACH	Z	31.00
8652	SBB EAOS GONDOLA	(D) Z	33.50	8744	DB 2ND CL INTERREGIO COACH	Z	31.00
8653	SBB TELESCOPING CAR	Z	34.50	8745	SBB 1ST CL EXPRESS COACH	Z	39.00
8655	DB STAKE CAR	Z	37.50	8746	SBB 2ND CL EXPRESS COACH	Z	39.00
8656	SBB SLIDING WALL BOXCAR	Z	33.75	8747	SBB DINING CAR W/PANTOGRAPH	Z	62.00
8657	DB CRANE CAR SET	Z	54.00	8748	SBB 3RD CL EXPRESS COACH	Z	44.00
8658	OLDENBURG STAKE CAR W/BRAKE CAB	Z	33.75	8749	SBB EXPRESS BAGGAGE CAR	Z	44.00
8659	DB VTG TANK CAR	Z	19.85	8750	DB 1ST/2ND CL LOCAL COACH	Z	33.00
8660	DB EVA TANK CAR	Z	32.95	8751	DB 2ND CL LOCAL COACH	Z	33.00
8661	*FÜRSTENBERG* BEER CAR	Z	33.85	8752	DB LOCAL BAGGAGE CAR	Z	33.00
8662	DB FLATCAR W/TRUCK & TRAILER	Z	42.00	8753	DB 1ST/2ND CL LOCAL COACH	Z	38.50
8664	BARUM CIRCUS CAR SET	Z	205.00	8754	DB 2ND CL LOCAL COACH	Z	38.50
8665	DB LOW SIDE GONDOLA W/TARP	Z	16.75	8755	DB 2ND CL COACH W/BAGGAGE AREA	Z	42.50
8666	DB SILO CAR	Z	35.50	8757	DB BAGGAGE CAR	Z	32.00
8667	*ETRA* TANK CAR W/HEAT SHIELD	Z	34.50	8758	DB IC 1ST CL EXPRESS COACH	Z	37.00
8668	DB BOXCAR W/HINGED ROOF	Z	38.00	8759	DB IC 2ND CL EXPRESS COACH	Z	37.00
8669	*EINBECK BREWERY* BEER CAR	Z	19.50	8768	DB LANGENSCHWALBACHER CAR SET	Z	210.00
† 8670	BURLINGTON NORTHERN CABOOSE	Z	46.00	8769	*KING LUDWIG* CAR SET	Z	559.00
† 8671	WESTERN PACIFIC BOXCAR	Z	33.50	8771	DB ICE COACH	Z	90.00
† 8672	FRISCO BOXCAR	Z	33.50	8772	DB IC 1ST CL EXPRESS COACH	Z	39.00
† 8673	NEW HAVEN BOXCAR	Z	33.50	8773	DB IC 2ND CL EXPRESS COACH	Z	39.00
† 8674	NEW YORK CENTRAL GONDOLA	Z	29.75	8774	DB IC BORD RESTAURANT CAR	Z	52.50
† 8677	RIO GRANDE BOXCAR	Z	34.50	8776	DB TRACK MAINTENANCE CAR SET	Z	162.00
† 8679	SOUTHERN CABOOSE	Z	45.50	8777	ORIENT EXPRESS SLEEPER CARS	Z	176.00
† 8681	ILLINOIS CENTRAL BOXCAR	Z	29.95	8778	ORIENT EXPRESS LOUNGE CAR	(D) Z	63.00
† 8682	RAIL-BOX BOXCAR	Z	29.95	8779	DB S-BAHN CAR SET	Z	225.00
† 8683	RAIL-GON GONDOLA	Z	27.50	8780	DB 2ND CL CITY BAHN COACH	Z	40.00
† 8684	MOBILGAS TANK CAR	Z	42.00	8781	DB 1ST/2ND CL CITY BAHN COACH	Z	40.00
8685	DB COVERED HOPPER CAR	Z	33.75	8782	DB 2ND CL CITY BAHN COMM CAR W/BAGG	Z	78.50
† 8686	S ALASKA RR CAR SET A	(EX) Z	135.00	8784	SOUTHERN PACIFIC COACH	Z	36.00
† 8687	S ALASKA RR CAR SET B	(EX) Z	98.00	8785	SOUTHERN PACIFIC DINING CAR	Z	36.00
8689	S BAVARIAN REGIONAL SET	(L) Z	165.00	8787	SOUTHERN PACIFIC VISTA DOME CAR	Z	38.75
8690	S NORTHERN REGIONAL CAR SET	(L) Z	165.00	8788	SOUTHERN PACIFIC BAGGAGE CAR	Z	36.50
† 8692A	ONTARIO NORTHLAND BOXCAR	Z	45.00	8789	SOUTHERN PACIFIC OBSERVATION CAR	Z	38.75
† 8693A	GREAT NORTHERN BOXCAR	Z	45.00	8802	TRACK CLEANING CAR	Z	122.00
8694	BAVARIAN REGIONAL CAR SET	Z	148.00	8803	DB CL 24 2-6-0 LOCOMOTIVE	Z	157.00
† 8694A	BALTIMORE & OHIO BOXCAR	Z	45.00	8804	DB CL 260 DIESEL LOCOMOTIVE	(D) Z	129.00
8695	S NORTH REGIONAL SET	(EX) Z	149.00	8805	DB CL 89 0-6-0T LOCOMOTIVE	Z	124.00
† 8695A	BOSTON & MAINE BOXCAR	Z	45.00	8806	DB CL 78 4-6-4T STEAM LOCOMOTIVE	Z	290.00
8696	BERLIN REGIONAL CAR SET	Z	155.00	† 8807	SOUTHERN 2-8-2 LOCOMOTIVE	Z	248.00
† 8696A	THE ROCK BOXCAR	Z	45.00	8809	SOUTHERN PACIFIC DAYLIGHT F7 DSL LOCO	Z	195.00
8697	S WEST REGIONAL CAR SET	(EX) Z	149.00	* 8812	DR CL 254 ELECTRIC LOCOMOTIVE	Z	295.00

Märklin, Inc. ♦ 16988 W. Victor Road, PO Box 51319 ♦ New Berlin, WI 53151

Märklin, Inc. is the American Subsidiary of Gebr. Märklin & Cie. GmbH, Germany and Exclusive Distributor in North America for Märklin Products

ITEM #	DESCRIPTION	SCALE	PRICE
8814	S CL 78 SILVER 20 YR ANNIVERSARY LOCO(EX)Z		850.00
8816	DB CL 798 RAILBUS (D) Z		125.00
8817	DB CL 998 RAILBUS TRAILER Z		47.75
† 8819	S ALASKA RR ELECTRIC LOCO F7 A-B-A(EX) Z		435.00
8820	DB CL 221 DIESEL LOCOMOTIVE Z		195.00
8821	DB CL 221 DIESEL LOCOMOTIVE (D) Z		195.00
8822	DB CL 194 ELECTRIC LOCOMOTIVE Z		289.00
8823	SBB CL Re 4/4 ELECTRIC LOCO (D) Z		262.00
8824	DB CL 194 ELECTRIC LOCOMOTIVE Z		295.00
8825	DB CL 144 ELECTRIC LOCOMOTIVE Z		249.00
8826	DB CL 151 ELECTRIC LOCOMOTIVE Z		249.00
8827	DB CL 41 2-8-2 LOCOMOTIVE Z		232.00
* 8829	SBB CL Ae 6/6 ELECTRIC LOCOMOTIVE Z		245.00
* 8831	DB CL 798 "JÄGERMEISTER" RAILBUS Z		130.00
*†8832	S UNION PACIFIC A-B-A F7 SET (EX) Z		398.00
* 8833	SBB CL Am 4/4 DIESEL HYDRAULIC LOCO Z		198.00
* 8837	EURO-SPRINTER ELECTRIC LOCOMOTIVE Z		TBA
8838	DB CL 139 ELECTRIC LOCOMOTIVE Z		235.00
8839	DB CL 110 ELECTRIC LOCOMOTIVE (D) Z		232.00
8840	DB CL 140 ELECTRIC LOCOMOTIVE (D) Z		195.00
8841	DB CL 110 ELECTRIC LOCOMOTIVE Z		235.00
8843	DB CL 111 ELECTRIC LOCOMOTIVE Z		225.00
8846	S SBB CL Re 4/4 ^V 460 ELECTRIC LOCO (E) Z		259.00
8847	SBB CL Re 4/4 ELECTRIC LOCOMOTIVE Z		262.00
8848	DB CL 120.1 ELECTRIC LOCOMOTIVE Z		215.00
8849	SBB CL Ae 6/6 ELECTRIC LOCOMOTIVE(D) Z		239.00
8851	SBB CL Ae 3/6 ELECTRIC LOCOMOTIVE Z		265.00
8853	DB CL 120 ELECTRIC LOCOMOTIVE (D) Z		208.00
8854	DB CL 103 ELECTRIC LOCOMOTIVE Z		212.00
8855A	S CL 111 ELECTRIC LOCOMOTIVE (L) Z		220.00
8856	SBB CL Be 6/8 ELECTRIC LOCOMOTIVE Z		309.00
8858	DB CL 151 ELECTRIC LOCOMOTIVE (D) Z		235.00
† 8860	SANTA FE F7 DIESEL LOCOMOTIVE Z		195.00
† 8861	"SOUTHERN PACIFIC" F7 DIESEL LOCO Z		192.00
† 8863	"BURLINGTON NORTHERN" F7 DIESEL LOCO Z		178.00
8864	DB CL 260 DIESEL LOCOMOTIVE Z		125.00
8866	DB CL V160 DIESEL LOCOMOTIVE Z		235.00
8867	DB CL 103 ELECTRIC LOCOMOTIVE Z		220.00
8870	KING LUDWIG CL S 3/6 LOCOMOTIVE (D) Z		265.00
8871	DB ICE TRAIN Z		635.00
* 8873	DB CL VT 11.5 TEE DIESEL RAILCAR TRAIN Z		669.00
8875	DB CL 216 DIESEL LOCOMOTIVE Z		168.00
8878	DB CL 218 DIESEL LOCOMOTIVE Z		190.00
8879	DB CL 218 DIESEL LOCOMOTIVE Z		190.00
8880	S DIESEL LOCOMOTIVE CL 218 DB (L) Z		189.00
† 8881	S B&O 4-6-2 LOCO/TENDER & CABOOSE(E) Z		295.00
† 8882	S PRR 4-6-2 LOCO/TENDER & CABOOSE(E) Z		295.00
8884	DB CL 050 2-10-0 LOCOMOTIVE Z		295.00
8885	DB CL 003 4-6-2 LOCOMOTIVE Z		220.00
* 8886	DR CL 0310 4-6-2 STEAM LOCO W/TENDER Z		245.00
* 8888	S DB CL 10 4-6-2 STEAM LOCO W/TNDR (EX) Z		215.00
* 8889	DB CL 10 4-6-2 STEAM LOCO W/TENDER Z		245.00
* 8890	DR CL 03.10 4-6-2 STEAM LOCO W/TENDER Z		TBA
8892	K.BAY.STS.E. 4-6-2 LOCOMOTIVE Z		235.00
8894	S CL 74 MUSEUM LOCOMOTIVE W/BOOK (EX) Z		179.00
8895	DB CL 74 2-6-0T LOCOMOTIVE Z		137.00
8896	DB CL 86 2-8-2T LOCOMOTIVE Z		225.00
8899	DB CL 038 4-6-0 LOCOMOTIVE Z		195.00
8911	Z CATENARY MAST PK/10 Z		25.50
8912	Z CATENARY FEEDER MAST Z		6.95
8913	Z CATENARY BRIDGE MAST PK/10 Z		25.50
8914	Z CATENARY TOWER MAST PK/10 Z		42.00
8916	TRUCK SET W/2 SEMI TRUCKS Z		29.50
8917	FIRE TRUCK SET Z		44.50
8918	TRUCK SET, 2 VEHICLES (D) Z		9.80
8921	Z CATENARY INSULATORS PK/10 Z		7.50
8922	Z CATENARY WIRE 6-1/2" PK/10 Z		22.00
8923	Z CATENARY WIRE 7-1/8" ADJUSTABLE PK/10 Z		40.00
8924	Z CATENARY CROSS SPAN 4-7/8" PK/10 Z		79.50
8925	Z CATENARY CROSS SPAN 2-7/8" PK/10 Z		67.00
8926	Z CATENARY HARDWARE KIT Z		6.50
8927	Z CATENARY FEEDERS W/WRE Z		5.50
8931	Z TRACK BUMPER W/LIGHT Z		12.50
8939	Z COLOR LIGHT HOME SIGNAL Z		31.00
8940	Z HOME SIGNAL W/SEMAPHORE Z		61.00

ITEM #	DESCRIPTION	SCALE	PRICE
8945	Z UNIVERSAL RELAY Z		36.75
8946	Z MANUAL SIGNAL CONTROLLER Z		19.00
8947	DOUBLE POLE/DOUBLE THROW RELAY Z		45.50
8950	BUILDING INTERIOR LIGHTING KIT Z		7.50
8952	SET OF AUTOS PK/4 Z		9.75
8953	LIGHT BULB INSERT S		4.30
8954	INSULATED AND REG RAIL JOINERS PK/30 Z		6.90
8955	DOUBLE ARM PANTOGRAPH S		12.75
8956	SINGLE ARM PANTOGRAPH S		16.50
8957	STREET LIGHT Z		13.50
8958	STATION LIGHT Z		13.50
8959	PARK LIGHT Z		13.00
8961	STATION PLATFORM KIT Z		16.95
8970	RURAL STATION KIT Z		22.85
8971	RURAL FREIGHT SHED KIT Z		18.00
8972	CONTAINER TERMINAL SET (D) Z		25.85
8974	Z GAUGE RERAILER Z		2.65
8975	Z ARCHED BRIDGE 8-5/8" Z		13.95
8976	Z BRIDGE RAMP STRAIGHT 4-3/8" PK/2 Z		11.00
8977	Z BRIDGE RAMP CURVED 5-3/4" R PK/2 Z		11.00
8978	Z APPROACH RAMP PILLAR SET Z		13.75
8979	Z BRIDGE PILLAR SET PK/5 Z		7.50
8980	2-STALL LOCOMOTIVE SHED KIT Z		62.00
8981	1-STALL LOCOMOTIVE SHED KIT Z		50.00
8982	COALING STATION KIT Z		21.50
8983	3-STALL ROUNDHOUSE KIT Z		105.00
8985	FREIGHT STATION ACCESSORIES Z		18.00
8986	RIGHT-OF-WAY DETAIL SET Z		20.00
8987	Z GAUGE BRUSH SET S		2.95
8988	Z GAUGE BRUSH SET S		2.95
8989	Z GAUGE BRUSH SET S		2.95
8991	Z TRACK BUMPER Z		3.95
8992	Z TRACK CROSSING GATE SET Z		85.00
8993	Z TRACK REVERSE LOOP KIT Z		23.95
8994	REMOTE CONTROL TRANSFER TABLE Z		329.00
8995	CATENARY SET FOR 8994 Z		42.00
8996	WATER TOWER KIT Z		15.00
8997	TURNTABLE EXTENSION SET Z		54.00
8998	REMOTE CONTROL TURNTABLE Z		398.00
8999	Z TRACK NAILS PK/100 Z		2.55
9320CS	CARETTE 1910 BENZ DELIVERY TRUCK M		295.00
15501	93/94 HO.Z,1 CATALOG/PRICE LIST P		11.95
15810	1994 NEW ITEMS BROCHURE P		N/C
15900	SCHEMATICS/PARTS MANUAL S		84.00
16511	HOBBY BROCHURE P		N/C
16911	DIGITAL BROCHURE P		N/C
17446	91/92 PRIMEX CATALOG P		1.40
19001	MINI CLUB SCREWDRIVER 2 MM S		2.80
19002	HO SCREWDRIVER 2.9 MM S		2.00
19003	SOCKET WRENCH 3.0 MM S		3.00
19004	SOCKET WRENCH 3.5 MM S		3.00
19005	TOOL SET AND CASE S		14.95
19032	S STICKER "MÄRKLIN CROCODILE" PK/10 P		4.00
19035	S STICKER "ICH DAMPFTE DIGITAL" PK/10 P		4.00
19036	S STICKER "MÄRKLIN LOGO" PK/10 P		4.00
19052	S ALPHA INSIDE SIGN (24" X 8") P		7.00
19054	S DIGITAL SIGN (24" X 8") P		7.00
19098	S RING BINDER FOR MAGAZINE S		22.50
19560	S EXTRA LARGE BAGS (39 X 30 X 3) PK/5 P		9.25
19562	S CROCODILE BAGS (18 X 22) PK/25 P		4.50
19577	S DIGITAL CARRIER BAG 45 X 56 CM PK/25 P		7.00
20001	COUPLER PK/10 S		4.00
20068	ARMATURE S		20.30
20157	SLIDER S		2.95
20214	COUPLER LONG SHANK PK/2 S		5.90
20293	ARMATURE F/3021 + 3023 S		20.30
20381	TRUCK COUPLING F/3005-27+ PK/2 S		5.90
20580	ARMATURE F/3046-47 S		20.30
20637	PICKUP SHOE FOR 3376 S		7.40
20780	PANTOGRAPH, OLD STYLE S		29.30
20824	REVERSE UNIT S		29.30
20989	COUPLER FOR 3016 PK/2 S		5.90
21005	COUPLER FOR 4018 PK/2 S		8.70
21128	COUPLER WITH SPRING PK/2 S		8.70
21166	COUPLER FOR 3021 PK/2 S		5.90

Märklin, Inc. ♦ 16988 W. Victor Road, PO Box 51319 ♦ New Berlin, WI 53151

Märklin, Inc. is the American Subsidiary of Gebr. Märklin & Cie. GmbH, Germany and Exclusive Distributor in North America for Märklin Products

ITEM #	DESCRIPTION	SCALE	PRICE	ITEM #	DESCRIPTION	SCALE	PRICE
21201	PICKUP SHOE	S	4.35	32399	COUPLER 4650 PK/2	S	5.90
21376	SUB 29847	S	5.90	32402	COUPLER 4632 PK/2	S	5.90
21377	COUPLER FOR 21376 PK/4	S	1.60	32540	COUPLER 4067 + PK/2	S	3.10
21411	COUPLER PK/2	S	5.90	33545	BOOM SUPPORT FOR 8621 PK/2	S	5.90
21484	COUPLER F/3034-3536 PK/2	S	3.10	32570	TRUCK FOR 4574 PK/2	S	25.20
21486	FIELD COIL FOR 3028-34-35+	S	12.60	35007	M-TRACK RAIL JOINER PK/10	S	4.00
21583	FRONT COUPLER 3060-3129+ 2/PK	S	5.90	35308	TURNOUT SPRING PK/10	S	4.00
21586	REAR COUPLER 3060-62 PK/2	S	5.90	35786	RAIL JOINER FOR K TRACK PK/10	S	4.00
21622	REAR COUPLER FOR 3060-3129 PK/4	S	3.40	36363	WHEEL SET FOR 4740+ PK/2	S	3.10
21708	COUPLER FOR 3050 PK/2	S	3.10	36705	Z GAUGE RAIL JOINERS PK/10	S	4.00
21745	ARMATURE	S	20.30	36366	COUPLER PK/2	S	5.90
21773	COUPLER FOR 3038 PK/2	S	3.10	37896	PICKUP SHOE FOR 3387	S	7.40
21783	COUPLER FOR 3055-63-65 PK/4	S	3.40	38555	DIGITAL M TRACK INSULATOR	S	2.95
21842	COUPLER FOR 4631-35-3315+ PK/2	S	3.10	38558	DIGITAL K TRACK INSULATOR	S	2.95
21843	COUPLER PK/4	S	1.60	38928	CRANE MAGNET	S	29.30
21899	REVERSE UNIT FOR 3028-76	S	43.55	40619	HOOK FOR 7051 CRANE	S	2.95
21929	COUPLER SHANK PK/2	S	3.10	41494	PICKUP SHOE FOR PASSENGER CAR	S	7.40
21951	COUPLER FOR 3071 PK/2	S	8.70	41810	PICKUP SHOE FOR 7330-7332	S	4.35
21954	3071 COUPLER SHANK LONG PK/2	S	5.90	42788	BRIDGE ASSEMBLE FOR 8998	S	238.00
22049	REVERSE UNIT FOR 3071	S	43.55	43295	HAMO WHEEL SET FOR 4740+ PK/4	S	11.80
22218	FIELD COIL	S	12.60	45957	NORDMENDE EXHIBITION COACH	H	46.00
22220	FIELD COIL	S	12.60	45958	GRÜNDIG EXHIBITION COACH	H	46.00
22313	COUPLER FOR 3054/3357-58 PK/4	S	3.40	45959	SONY EXHIBITION COACH	H	46.00
22418	COUPLER W/SPRING PK/2	S	5.90	60000	BULB CARTRIDGE CLEAR PK/2	S	3.10
22532	COUPLER W/SPRING PK/2	S	8.70	60001	BULB CARTRIDGE RED PK/2	S	3.10
22897	TELEX COUPLER HOOK FOR 3096-PK/4	S	3.40	60002	BULB CARTRIDGE GREEN PK/2	S	3.10
22924	TELEX COIL FOR 3096	S	20.30	60007	BULB FOR 3371 RED PK/2	S	3.10
22970	REVERSE UNIT FOR 3031/47-65	S	43.55	60008	BULB PK/2	S	3.10
23139	FIELD COIL	S	12.60	60010	BULB MINI-SCREW CLEAR PK/2	S	3.10
23144	ARMATURE - ROUND COMMUTATOR	S	20.30	60015	BULB BAYONET BASE CLEAR PK/2	S	3.10
23755	FIELD COIL FOR 3106-51	S	7.40	60019	BULB MINI-SCREW CLEAR 1.5 PK/2	S	3.10
23846	PANTOGRAPH	S	29.30	60020	BULB MINI-SCREW CLEAR LG PK/2	S	3.10
24166	PANTOGRAPH	S	20.30	60030	BRUSHES FOR FLAT ARMATURE 10 PAIR	S	30.75
24281	COUPLER FOR 3106	S	2.95	60146	BRUSHES FOR ROUND ARMATURE PK/20	S	31.00
24456	FRONT COUPLER FOR 3309 PK/2	S	1.70	60200	BULB MINI-CARTRIDGE CLEAR PK/2	S	3.10
24457	FRONT COUPLER FOR 3309 PK/10	S	4.00	60201	BULB MINI-CARTRIDGE RED PK/2	S	3.10
24460	REAR COUPLER FOR 3309 PK/4	S	3.40	60202	BULB MINI-CARTRIDGE GREEN PK/2	S	3.10
24461	REAR COUPLER FOR 3309 PK/4	S	3.40	60204	BULB MINI-CARTRIDGE AMBER PK/2	S	3.10
24800	PANTOGRAPH FOR 3167	S	12.60	60210	BULB FOR 8896 ETC. PK/2	S	3.10
24810	COUPLER FOR 3323-28-30 PK/4	S	3.40	60211	WHITE BULB	S	2.95
25069	PANTOGRAPH FOR 3350-3650	S	12.60	60272	BULB PK/2	S	1.70
25220	REVERSE UNIT FOR 3300 SERIES	S	29.30	60277	BULB PK/2	S	3.10
25402	ICE COUPLER ASSEMBLY - MALE	S	29.30	60281	BULB PK/2	S	1.70
25434	ICE COUPLE ASSEMBLY - FEMALE	S	20.30	61003	5 POLE ARMATURE	S	20.30
25445	PANTOGRAPH FOR 3371	S	29.30	61004	BULB PK/2	S	5.90
25530	PANTOGRAPH	S	12.60	61008	BULB PK/2	S	5.90
25640	PANTOGRAPH FOR 3125	S	12.60	61538	PANTOGRAPH FOR 3363	S	20.30
25776	COUPLER FOR 3329-3629	S	.85	61539	PANTOGRAPH FOR 3363-3526	S	20.30
25783	PANTOGRAPH FOR 3329	S	12.60	61540	PANTOGRAPH FOR 3321+	S	20.30
25827	PANTOGRAPH	S	12.60	61577	BULB FOR 3122+	S	7.40
25953	PANTOGRAPH	S	20.30	62040	PANTOGRAPH FOR 3336-38	S	12.60
26373	COUPLER 2/PK	S	5.90	62764	PANTOGRAPH FOR 3370	S	12.60
26906	BULB FOR 8871	S	12.60	64333	PANTOGRAPH FOR 3341	S	12.60
27150	PICKUP SHOE FOR 4228	S	12.60	64376	PANTOGRAPH FOR 3443+	S	12.60
27214	COUPLER FOR 4228 PK/2	S	8.70	64424	PANTOGRAPH FOR 3430-59+	S	20.30
27291	CLOSE COUPLER (70157 & 70158) PK/2	S	5.90	64600	PANTOGRAPH FOR 3449	S	12.60
27756	PICKUP SHOE FOR 7333	S	7.40	70002	WHEEL SET PK/2	S	3.10
28027	PICKUP SHOE FOR 3315	S	4.35	70007	WHEEL SET PK/2	S	3.10
28049	PANTOGRAPH FOR 3330-3160	S	20.30	70008	WHEEL SET PK/2	S	3.10
28251	PICKUP SHOE FOR 3514	S	7.40	70010	WHEEL SET PK/2	S	3.10
29544	COUPLER FOR 3032 PK/2	S	5.90	70012	WHEEL SET SUB 70008	S	3.10
29847	COUPLER FOR 3065-3131-41 PK/2	S	5.90	70015	WHEEL SET PK/2	S	3.10
30256	PASSENGER TRUCK FOR 4076 PK/2	S	25.20	70019	WHEEL SET PK/2	S	3.10
30339	PASSENGER TRUCK FOR 4026 PK/2	S	25.20	70020	WHEEL SET PK/2	S	3.10
30417	PASSENGER TRUCK FOR 4049 PK/2	S	14.80	70023	SPOKED WHEEL SET PK/2	S	5.90
30547	PASSENGER TRUCK FOR 4066 PK/2	S	25.20	70027	HAMO WHEEL FOR 4882+ PK/2	S	5.90
31051	PICKUP SHOE FOR 4103	S	12.60	70028	HAMO WHEEL SET PK/4	S	11.80
31100	PICKUP SHOE FOR 4160	S	7.40	70032	HAMO WHEEL FOR 4893+ PK/2	S	5.90
31101	PANTOGRAPH FOR 4153	S	20.30	70050	HAMO WHEEL FOR 4619+ PK/2	S	5.90
31545	PICKUP SHOE	S	7.40	70053	WHEEL SET PK/2	S	5.90
31741 S	GÖPPINGEN-SONNEBERG TANK CAR (L)	Z	26.00	70058	HAMO WHEEL FOR 4171 PK/4	S	11.80
31964 S	IAAF CHAMPIONSHIP CAR (L)	Z	39.95	70059	HAMO WHEEL SET FOR 4044+ PK/4	S	11.80
32136	BOOM SUPPORT FOR 4671 PK/2	S	3.10	70060	HAMO WHEELS FOR 4228 PK/2	S	5.90
32289	TRUCK FOR 4563 PK/2	S	25.20	70063	HAMO WHEELS FOR 2860 PK/2	S	8.70
32339	PASSENGER TRUCK FOR 4624 PK/2	S	14.80	70081	Z GAUGE CAR WHEELS PK/4	S	11.80

Märklin, Inc. ♦ 16988 W. Victor Road, PO Box 51319 ♦ New Berlin, WI 53151

Märklin, Inc. is the American Subsidiary of Gebr. Märklin & Cie. GmbH, Germany and Exclusive Distributor in North America for Märklin Products

ITEM #	DESCRIPTION	SCALE	PRICE
70154	COUPLER PK/2	S	3.10
70157	COUPLER PK/2	S	5.90
70156	COUPLER PK/2	S	5.90
70158	COUPLER PK/2	S	3.10
70163	CLOSE COUPLER (#7023) PK/2	S	3.10
70412	COUPLER PK/4	S	3.40
70420	Z GAUGE COUPLER PK/4	S	3.40
76568	Z COUPLER SPRING PK/10	S	4.00
78612	WOOD SCREW F/CONTROL BOX PK/10	S	4.00
80004	S MUSEUM LOW SIDE CAR SET (L)	Z	45.00
* 80005	S MUSEUM CAR "GÖPPINGEN SPRUDEL" (L)	Z	45.00
80012	S SINSHEIM MUSEUM CAR (L)	1	245.00
82513	AUSTRALIA INT'L CAR 1988	H	39.95
82513A	AUSTRALIA INT'L CAR 1990	Z	24.50
82514	NETHERLANDS INT'L CAR 1988	H	39.95
82515	ITALY INT'L CAR 1988	H	39.95
82515AS	ITALY INT'L CAR 1991	Z	29.50
82516	S RUSSIA INT'L CAR 1991	Z	29.50
82553	AUSTRIA INT'L CAR 1988	Z	24.50
82554	BELGIUM INT'L CAR 1988	Z	24.50
82554A	BELGIUM INT'L CAR 1991	H	49.50
82555	USA INT'L CAR 1988	Z	24.50
82555A	USA INT'L CAR 1991	H	49.50
* 82563	S MUSEUM ALPHA TURBO TRUCK '94 (L)	A	27.50
82563A	ALPHA MUSEUM WAGON '92	A	45.00
* 83307	S DELTA K.W.ST.E.CL T18 4-6-4T MUSEUM LOCO(EX)H		275.00
* 83443	S DELTA DB/DR CL 143 ELECTRIC LOCO (L)	H	335.00
83460	S SBB Re 4/4 JOGGELI ELECTRIC LOCO (E)	H	385.00
84420	JACOBS COFFEE 3 CAR SET	H	46.00
84564	AMERICAN BOX CAR SET	H	169.00
84627	S 1991 MÄRKLIN MAGAZINE CAR (L)	H	32.00
84663	S #4663 W/LOCOMOBILE LOAD (L)	H	165.00
84693	S 1992 MÄRKLIN MAGAZINE CAR (L)	H	59.50
84694	S 1993 MÄRKLIN MAGAZINE CAR (L)	H	39.00
84785	S FELTSCHLOSSCHEN CAR SET (EX)	H	99.50
84791	S HO MUSEUM WINE CAR 91 (L)	H	38.50
84793	S MUSEUM BOXCAR SET W/BRAKEMAN'S CAB(L)	H	75.00
* 84794	S MUSEUM OLDTIME BEER CAR (L)	H	68.00
85805	1 GAUGE MUSEUM WAGON '92	1	225.00
85830	S MUSEUM LOW SIDE CAR W/TARP (L)	1	249.00
* 85842	S MUSEUM CAR FLATCAR W/TRUCK (L)	1	246.00
85878	S TELESCOPING FREIGHT CAR (L)	1	425.00
85893	S TELESCOPING FREIGHT CAR (L)	1	425.00
86095	LOCOMOTIVE DECODER PANEL	1	170.00
87288	EXTENSION SET FOR 7288	S	12.60
88125	SPIRITS OF FRANCE 3 CAR SET	Z	67.50
88126	AUTO COMPANIES OF FRANCE SET	Z	89.00
88165A	MILLER SPECIAL STARTER SET	Z	199.00
+ 88673AS	STATE OF MAINE BOXCAR	Z	44.50
97170	CONTROL BOX FOR CRANE	S	20.30
99900	RED PAINT 1.75 OZ	S	4.35
99901	BLACK PAINT 1.75 OZ	S	4.35
99902	CREAM PAINT 1.75 OZ	S	4.35
99903	GREEN PAINT 1.75 OZ	S	4.35
99904	BLUE PAINT 1.75 OZ	S	4.35
99905	SILVER PAINT 1.75 OZ	S	4.35
99906	BURGUNDY PAINT 1.75 OZ	S	4.35
99907	GOLD PAINT 1.75 OZ	S	4.35
99908	ORANGE PAINT	S	4.35
99909	LIGHT GRAY PAINT	S	4.35
99910	DARK GRAY PAINT	S	4.35
99911	YELLOW PAINT	S	4.35
99912	BROWN PAINT	S	4.35
99913	TURQUOISE PAINT	S	4.35
99914	WHITE PAINT	S	4.35
99916	RED PAINT/3021	S	4.35
99917	RED PAINT/3360	S	4.35

RESTORATION & REPAIR

Restoration of a valued locomotive can be performed at our factory in Germany. A full inventory of replacement parts is available for locomotives dating back twenty years. Beyond that period, repair is subject to parts availability.

For more information contact:

Mr. Rocchia
Gebr. Märklin & Cie. GmbH
Postfach 860
D-73008 Göppingen
Germany

Normal maintenance can be performed at your local authorized Märklin service center.

TRACK PLANNING

A track planning layout service is available through Dr. Tom Catherall, Märklin Digital Consultant. Using a CAD (computer assisted design) program, Dr. Catherall has developed libraries for track in K, M, 1, and Z gauges and can provide layout designs printed in colors for correct wiring connections. Prices vary with the complexity of the layout. For complete costs and details write:

Dr. Tom Catherall
2410 South State
Springville, UT 84663
Days (801) 378-4991
Evenings & Weekends (801) 489-8971
FAX (801) 489-1087

Märklin, Inc. ♦ 16988 W. Victor Road, PO Box 51319 ♦ New Berlin, WI 53151

Märklin, Inc. is the American Subsidiary of Gebr. Märklin & Cie. GmbH, Germany and Exclusive Distributor in North America for Märklin Products

märklin®

NON-CATALOGED ITEMS

APRIL 1994

The items featured in this portion of the price list are non-cataloged items. These items do not appear in the standard Märklin catalog and some are produced exclusively for the North American market. Many of these items are produced on a very limited basis and, in some cases, must be sold by allocation to dealers. This situation is not limited to the North American market and at times occurs on a worldwide basis.

Märklin GmbH recognizes that a shortage of product can create frustration among collectors. Unfortunately at times it is very difficult to forecast with any degree of accuracy the market demand for special products which will be produced as a one-time production run. In order to stay up to date on the availability of non-cataloged items, we recommend that you contact your local Märklin dealer.

EXPORT PROGRAM

Märklin's Special Export Models program consists of non-cataloged special models manufactured for certain countries outside of Germany. There is usually only one production run made and, based on demand, they can become limited in quantity. These export models are distributed in the first year to all export countries (Germany is excluded). In subsequent years the remaining inventory is available on a worldwide basis. In some cases the items may be completely sold out at the factory and can no longer be ordered.

ITEM #	DESCRIPTION	SCALE	PRICE	ITEM #	DESCRIPTION	SCALE	PRICE
2647	S DIGITAL SWISS FREIGHT TRAIN	D	296.00	4115	S SNCB BAGGAGE CAR	H	40.00
2847	S SWISS FREIGHT SET	H	335.00	4126	S CFL COMMUTER CAR 1ST/2ND CL	H	56.00
2848	S BELGIUM CEMENT TRAIN	H	369.00	4155	S ÖBB SLEEPING CAR	H	52.00
3067	S DSB CL MY 1100 DIESEL LOCO	H	228.00	4242	S BAGGAGE CAR NORWAY NSB	H	59.00
3118	S EST MICHELINE RAILBUS	H	355.00	4264	S IC COACH 1ST CL NS	H	53.50
3121	S MICHELINE RAILBUS	H	380.00	4267	S SBB EUROFIMA COACH 1ST CL	H	55.00
3122	S EST MICHELINE RAILBUS	H	380.00	4351	S SNCB EUROFIMA COACH 1ST CL	H	56.00
3123	S SNCB MICHELINE RAILBUS	H	369.00	4352	S SNCB EUROFIMA COACH 2ND CL	H	56.00
3124	S SNCF MICHELINE RAILBUS	H	315.00	4391	S 3-CAR WORLD RECORD TRAIN	H	206.00
3132	S SJ CL V5 DIESEL SWITCHER	H	125.00	4397	S SNCB 3-CAR COMPARTMENT CAR SET	H	139.00
3140	S CL VT21/VS32 RAILBUS SET	H	177.00	4403	S DSB BOXCAR	H	21.00
3174	S DSB CL MY DIESEL LOCO	H	345.00	4433	S NS US 529 LOW SIDE GONDOLA	H	12.50
3317	S SNCF 4-6-2 LOCO/TENDER	H	329.00	4582	S CFL HIGH SIDE GONDOLA	H	15.00
3319	S ÖBB 2-10-0 LOCO/TENDER	H	379.00	4659	S CONTAINER CAR "RAMLÖSA"	H	33.50
3320	S CL BB 22 200 ELECTRIC LOCOMOTIVE	H	349.00	4709	S SNCB TELESCOPING CAR	H	59.00
3337	S SBB CL Ae 6/6 ELECTRIC LOCOMOTIVE	H	449.00	4717	S SNCF EAOS GONDOLA	H	29.50
3386	S PTT POSTAL RAILCAR NS	H	395.00	4719	S EAOS GONDOLA NS	H	31.00
3388	S PTT POSTAL RAILCAR NS	H	399.00	4731	S SNCB BOXCAR	H	35.00
3389	S PTT POSTAL RAILCAR NS	H	379.00	4737	S ÖBB SLIDING WALL BOXCAR	H	35.00
3414	S SNCF CL 150 Z 2-10-0 LOCO/TENDER	H	395.00	4784	S SBB MINERAL WATERS CAR SET	H	165.00
3419	S NS CL 49 2-10-0 STEAM LOCOMOTIVE	H	395.00	4785	S MIGROS FREIGHT CAR SET	H	159.00
3459	S SNCB DELTA CL 80 DIESEL LOCOMOTIVE	H	259.00	4837	S DSB SLIDING WALL BOXCAR	H	33.75
3467	S SNCB CL 55 DIESEL LOCOMOTIVE	D	TBA	8304	S HAMO RAILBUS "MICHELINE"	H	329.00
3472	S ÖBB CL 2048 DIESEL LOCOMOTIVE	H	239.00	8360	S HAMO SBB CL Re 4/4 ^{IV} ELECTRIC LOCO	H	398.00
3603	S DIGITAL MICHELINE RAILBUS	D	449.00	8388	S HAMO NS POSTAL RAILCAR	H	359.00
3608	S DIGITAL PTT POSTAL RAILCAR NS	D	415.00	8846	S SBB CL Re 4/4 ^{IV} 460 ELECTRIC LOCO	Z	259.00
3624	S DIGITAL SNCF MICHELINE RAILBUS	D	385.00	8881	S B & O 4-6-2 LOCO/TENDER AND CABOOSE	Z	295.00
3737	S SBB DIGITAL CL Ae 6/6 ELECTRIC LOCO	D	549.00	8882	S PRR 4-6-2 LOCO/TENDER AND CABOOSE	Z	295.00
4113	S SNCB PASSENGER CAR 2ND/3RD CL	H	31.00	83460	S SBB Re 4/4 JOGGELI	H	385.00
4114	S SNCB PASSENGER CAR 2ND CL	H	31.00	84785	S FELDSCLOSSCHEN CAR SET	H	99.50

Märklin, Inc. ♦ 16988 W. Victor Road, PO Box 51319 ♦ New Berlin, WI 53151

Märklin, Inc. is the American Subsidiary of Gebr. Märklin & Cie. GmbH, Germany and Exclusive Distributor in North America for Märklin Products

HAMO

HAMO items are Märklin locomotives and cars that are altered to run on two-rail DC systems.

ITEM #	DESCRIPTION	SCALE	PRICE	ITEM #	DESCRIPTION	SCALE	PRICE
8304	S MICHELINE RAILBUS	(E) H	329.00	8356	SBB Be 6/8 "CROCODILE"	(D) H	329.00
8310	S 4-6-2 LOCO/TENDER	(EX) H	365.00	8360	S HAMO SBB CL Re 4/4 ^{IV} ELEC LOCO	(E) H	398.00
8312	S K.W.ST.E. CL T5 STEAM LOCO	(D) H	256.00	8366	DB CL 152 ELECTRIC LOCOMOTIVE	(D) H	260.00
8321	S SNCF CL BB 15 000 HAMO ELEC LOCO	(E) H	345.00	* 8369	S DRG CL E 19 ELECTRIC LOCOMOTIVE	(EX) H	379.00
8323	S SBB CL Re 4/4 ELECTRIC LOCO	(E) H	218.00	8381	DB CL V200.1 DSL LOCO	(EX) H	410.00
8324	NS CL 1100 ELECTRIC LOCO	(D) H	228.00	8386	S NS PTT POSTAL RAILCAR	(E) H	395.00
8327	NS CL 1100 ELECTRIC LOCO	(D) H	228.00	8388	S NS PTT POSTAL RAILCAR	(E) H	359.00
8332	S MICHELINE RAILBUS	(E) H	369.00	8390	DB CL 001 EXPRESS LOCO	(EX) H	395.00
8334	S SNCF BB 26000 ELECTRIC LOCO	(D)(E) H	396.00	* 8393	S DRG CL 52 2-10-0 STEAM LOCO	(EX) H	345.00
8341	S DR CL 143 ELECTRIC LOCO	(EX) H	320.00	* 8396	S DRG CL 96 0-8-0T STEAM TANK LOCO	(EX) H	455.00
* 8349	DR CL 204 EXPRESS LOCO	(EX) H	249.00				


LIMITED PRODUCTION ITEMS

Limited run items are periodically announced by the factory, and production figures are not disclosed. They are produced one time and distributed until stock is exhausted, which may be over several years.


ITEM #	DESCRIPTION	SCALE	PRICE	ITEM #	DESCRIPTION	SCALE	PRICE
0050	S 2 TRAIN ANNIVERSARY SET (50 YRS. HO)	H	495.00	5506	S OLDTIMER FREIGHT TRAIN	1	3435.00
0065	S SINSHEIM MUSEUM ASSORTMENT	P	375.00	5516	S DIGITAL ELECTRIC LOCO CL EG 589	1	4279.00
1092	S MERCEDES BENZ 300 SL CAR	H	675.00	5579	S DIGITAL MAIL LOCO	1	1136.00
1896	S LOCOMOBILE	H	99.00	8131	S ALLGÄU-ZOLLERN PASSENGER TRAIN SET	Z	365.00
2665	S DIGITAL EXPRESS TRAIN DRG	D	595.00	8134	S MAIL TRAIN SET	Z	255.00
2690	S DIGITAL DBP TRAIN SET	D	369.00	8689	S BAVARIAN REGIONAL SET	Z	165.00
2702	S PRIMEX 20TH ANNIVERSARY SET	H	289.00	8690	S NORTHERN REGIONAL CAR SET	Z	165.00
2704	S STEEL MILL TRAIN	H	210.00	8855A	S DB CL 111 ELECTRIC LOCOMOTIVE	Z	220.00
2865	S EXPRESS TRAIN DRG	H	539.00	8880	S DIESEL LOCOMOTIVE CL 218 DB	Z	189.00
2890	S POSTAL SET DBP	H	325.00	31741	S GÖPPINGEN-SONNEBERG TANK CAR	Z	26.00
3142	S FS CL D236 DIESEL LOCOMOTIVE	H	155.00	31964	S IAAF CHAMPIONSHIP CAR	Z	39.95
3185	S BAVARIAN MOUNTAIN TRAIN	H	239.00	80004	S MUSEUM LOW SIDE CAR SET	Z	45.00
3336	S SBB CL Ae 6/6 ELECTRIC LOCOMOTIVE	H	445.00	* 80005	S MUSEUM CAR "GÖPPINGER SPRUDEL"	Z	45.00
3338	S SBB CL Ae 6/6 ELECTRIC LOCOMOTIVE	H	445.00	* 82563	S MUSEUM ALPHA TURBO TRUCK	A	27.50
* 3497	S K.BAY.STS.B. CLB VI STEAM LOCO W/TNDR	H	615.00	* 83443	S DELTA DB/DR CL 143 ELECTRIC LOCO	H	335.00
3638	S DIGITAL SBB CL Ae 6/6 ELECTRIC LOCO	D	479.00	84627	S 1991 MÄRKLIN MAGAZIN CAR	H	32.00
* 3797	S DGTL K.BAY.STS.B. CL B VI STM LOCO W/TNDR	D	653.00	84663	S #4663 W/LOCOMOBILE LOAD	H	165.00
* 4367	S SBB EUROCITY CAR SET	H	320.00	84693	S 1992 MÄRKLIN MAGAZIN CAR	H	59.50
4392	S DB 40 YRS BADEN-WÜRTTEMBERG CAR SET	H	129.00	84694	S 1993 MÄRKLIN MAGAZINE CAR	H	39.00
4396	S DIGITAL KING LUDWIG 2 CAR SET	D	498.00	84791	S HO MUSEUM WINE CAR '91	H	38.50
4398	S KING LUDWIG 2 CAR SET	H	498.00	84793	S MUSEUM BOXCAR SET W/BRAKEMAN'S CAB	H	75.00
4399	S DIGITAL KING LUDWIG 2 CAR SET	D	498.00	* 84794	S MUSEUM CAR OLDTIME BEER CAR	H	68.00
4578	S RED BOBBER CABOOSE 395	H	29.95	85830	S MUSEUM LOW SIDE CAR W/TARP	1	249.00
4792	S S.W. REGIONAL SET	H	158.00	* 85842	S MUSEUM CAR FLATCAR W/TRUCK	1	246.00
4794	S NORTH REGIONAL SET	H	158.00	85878	S TELESCOPING FREIGHT CAR	1	425.00
* 4897	S K.BAY.STS.B. "PEAT TRANSPORT" CAR SET	H	245.00	85893	S TELESCOPING FREIGHT CAR	1	425.00
5407	S FLAT CAR SET	1	995.00				

Märklin, Inc. ♦ 16988 W. Victor Road, PO Box 51319 ♦ New Berlin, WI 53151

Märklin, Inc. is the American Subsidiary of Gebr. Märklin & Cie. GmbH, Germany and Exclusive Distributor in North America for Märklin Products



THE MÄRKLIN DEALER INITIATIVE (MHI) PROGRAM



A special Märklin dealer association has been established in Germany. The new program is termed the Märklin-Händler-Initiative program. Participating dealers pay annual dues to belong to the association. The main feature of the "MHI" program is a cooperation with Märklin to manufacture special "one-time" product runs, which are available only to their member dealers and to Märklin subsidiary companies, including the United States. These items are packaged with a special logo titled "Exclusiv" and are not cataloged.

ITEM #	DESCRIPTION	SCALE	PRICE
0105	S FELDSCHLOSSCHEN DISPLAY PKG	P	339.00
1082	S MISSISSIPPI STEAMER SET	M	1365.00
1101	S ARMORED CAR	M	TBA
1803	S RAK AUTO SET 2 FORD CARS	H	79.00
1818	S RAK AUTO SET 2 GM CARS	H	79.00
1952	S METALL MERCEDES BENZ 300 SL	M	495.00
1993	S MÄRKLIN TANK TRUCK	M	735.00
2849	S DELTA DB CL 141 ELECTRIC LOCOMOTIVE	H	220.00
2867	S LUFTHANSA AIRPORT EXPRESS	H	498.00
3079	S DB CL 216 DIESEL LOCOMOTIVE	H	215.00
3098	S DB 38 1182 4-6-0 LOCOMOTIVE W/TENDER	H	245.00
3326A	S CL 1600 ELECTRIC LOCOMOTIVE NS	H	326.00
3362	S SANTA FE A-B-A F7 SET	H	595.00
3367	S DB CL 118 ELECTRIC LOCOMOTIVE	H	429.00
3379	S DB DIESEL LOCOMOTIVE CL 216	H	235.00
3382	S DB CL V 200.1 DIESEL LOCOMOTIVE	H	410.00
* 3393	S DELTA DRG CL 52 2-10-0 STEAM LOCO W/TNDRH	H	345.00
* 3441	S DELTA DR CL 143 ELECTRIC LOCOMOTIVE	H	320.00
3444	S DR CL 243 ELECTRIC LOCOMOTIVE	H	339.00
3461	S SBB CL 460 Re 4/4 ELECTRIC LOCOMOTIVE	H	339.00
3462	S ALASKA RR ELECTRIC LOCO F7 A-B-A	H	520.00
3528	S DRB CL E 91 ELECTRIC LOCOMOTIVE	H	496.00
3628	S DIGITAL CL E91 ELECTRIC LOCOMOTIVE	D	495.00
3662	S DIGITAL SANTA FE A-B-A SET	D	645.00
3663	S DIGITAL ALASKA RR ELEC LOCO F7 A-B-A	D	585.00
3667	S DIGITAL CL E 18 ELECTRIC LOCOMOTIVE SET	D	920.00
3679	S DIGITAL DB CL 216 DIESEL LOCO	D	272.00
3682	S DIGITAL DB CL V 200.1 DIESEL LOCOMOTIVE	D	439.00
3767	S DIGITAL DB CL 118 ELECTRIC LOCOMOTIVE	D	498.00
* 3793	S DIGITAL DRG CL 52-2-10-0	H	398.00
3802	S HAMO DIGITAL MALLET LOCOMOTIVE	D	495.00
3809	S HAMO DIGITAL CL85 TANK LOCOMOTIVE	D	426.00
3828	S HAMO DIGITAL DRG CL E 91 LOCOMOTIVE	D	535.00
3829	S HAMO DIGITAL DRG CL E 91 ELECTRIC LOCO	D	465.00
3879	S HAMO DIGITAL CL216 DIESEL	D	299.00
3882	S HAMO DIGITAL CL 221 DIESEL	D	446.00
4290	S SHELL EXHIBITION TRAIN	H	320.00
4299	S DORTMUND THEATRE CAR	H	59.00
4390	S MÄRKLIN S-BAHN CAR SET	H	289.00
4742A	S DB DEPRESSED FLATCAR F/TRK TRANSPORT	H	89.00
4743A	S DB DEPRESSED FLATCAR F/TRK TRANSPORT	H	89.00
4842	S *DUSCHOLUX* PIGGYBACK CAR	H	85.00
4843	S *PUMA* PIGGYBACK CAR	H	85.00
4857	S ALASKA RR CAR SET D	H	120.00
4858	S ALASKA RR CAR SET A	H	95.00
4859	S ALASKA RR CAR SET B	H	89.00

ITEM #	DESCRIPTION	SCALE	PRICE
4860	S ALASKA RR CAR SET C	H	89.00
4861	S ALASKA RR CAR SET E	H	75.00
4862	S U.S. FREIGHT CAR SET	H	220.00
4863	S U.S. FREIGHT CAR SET	H	256.00
5436	S ASBACH GLASS TANK CAR	1	495.00
5437	S NORDMENDE FLATCAR W/RADIO	1	369.00
5513	S CHANDERLI PASSENGER TRAIN	1	2249.00
* 5558	S SBB CL Ce 6/8 CROC ELEC SWITCHING LOCO	1	2689.00
5796	S KPEV CL P8 4-6-0 LOCO W/TENDER	1	2745.00
5803	S DORNIER FREIGHT SET	1	799.00
5830	S BEER CAR KÖNIGSBACHER	1	385.00
5832	S FLAT CAR W/DIESEL MOTOR	1	298.00
5833	S BÄRENMARKE BOXCAR	1	240.00
5843	S SARROTI BOXCAR	1	229.00
5846	S *STEIFF* BOXCAR	1	229.00
8135	S DOMPFEIL PASSENGER SET	Z	435.00
8139	S AMERICA 500 YR ANNIVERSARY SET	Z	449.00
8140	S VOITH DIESEL FREIGHT SET	Z	259.00
8155	S LUFTHANSA AIRPORT SET	Z	349.00
* 8205	S U.S. BOXCAR SET	Z	82.00
* 8206	S U.S. GONDOLA SET	Z	82.00
* 8212	S UNION PACIFIC CABOOSE	Z	38.00
* 8214	S U.S. TANK CAR SET	Z	110.00
* 8341	S HAMO DR CL 143 ELECTRIC LOCOMOTIVE	H	320.00
8349	S HAMO DR CL 204 EXPRESS LOCO	H	249.00
* 8369	S HAMO DRG CL E19 ELECTRIC LOCOMOTIVE	H	379.00
8381	S HAMO DB CL V 200.1 DIESEL LOCO	H	410.00
8390	S HAMO DB CL 011 EXPRESS LOCO	H	395.00
* 8393	S HAMO DRG CL 52 2-10-0 STEAM LOCO W/TNDR	H	345.00
* 8396	S HAMO DRG CL 96 0-8-8-0T STEAM TANK LOCO	H	TBA
8616	S LÖWENGAS CAR SET	Z	109.00
8618	S LANCÔME PIGGYBACK CAR	Z	35.00
8621	S ERBACHER PIGGYBACK CAR	Z	35.00
8645	S OLD BREWERY REFRIGERATOR CAR SET	Z	159.00
8686	S ALASKA RR CAR SET A	Z	135.00
8687	S ALASKA RR CAR SET B	Z	98.00
8695	S NORTH REGIONAL SET	Z	149.00
8697	S WEST REGIONAL CAR SET	Z	149.00
8814	S CL 78 SILVER 20 YR ANNIVERSARY LOCO	Z	850.00
8819	S ALASKA RR ELECTRIC LOCO F7 A-B-A	Z	435.00
* 8832	S UNION PACIFIC A-B-A F7 SET	Z	398.00
* 8888	S DB CL 10 4-6-2 STEAM LOCO W/TNDR	Z	215.00
8894	S CL 74 MUSEUM LOCO W/BOOK	Z	179.00
* 83307	S DELTA K.W.ST.E CL T18 4-6-4T MUSEUM LOCO	H	275.00
84785	S FELDSCHLOSSCHEN CAR SET	H	99.50

Märklin, Inc. ♦ 16988 W. Victor Road, PO Box 51319 ♦ New Berlin, WI 53151

Märklin, Inc. is the American Subsidiary of Gebr. Märklin & Cie. GmbH, Germany and Exclusive Distributor in North America for Märklin Products

DISCONTINUED ITEMS

These are regular line items that no longer appear in Märklin catalogs.

ITEM #	DESCRIPTION	SCALE	PRICE	ITEM #	DESCRIPTION	SCALE	PRICE
0269	DISPLAY FOR 3171	P	245.00	5603	TRACK RETAINER CLIPS PK/28	1	9.95
0285	1991 CALENDAR *100 YEARS*	P	49.50	5606	FEEDER CLIP SET	1	10.50
0324	1 GAUGE BOOK GERMAN TEXT	1	41.00	5610	RETROFIT PROTOTYPE COUPLER KIT	1	37.75
0712	M-TRACK PLAN BOOK-BEGINNER (ENGLISH)	H	21.50	5612	DISTANT SIGNAL	1	91.00
0713	M-TRACK PLAN BOOK-BEGINNER (FRENCH)	H	21.50	5622	MARKER SIGNAL SET	1	22.50
1007	ROBOTICS CONSTRUCTION SET	M	479.00	5627	BRAKE RIGGING KIT	1	33.00
1008	SOLAR CONSTRUCTION SET	M	185.00	5818	DB 2ND CL COMPARTMENT CAR	1	569.00
1077	MÄRKLIN TRAK THEME SET	M	125.00	5821	DB LOCAL COACH	1	235.00
1897	LOCOMOBILE	H	125.00	5828	SBB *MILKA* BOXCAR	1	189.00
2612A	DIGITAL STARTER SET	D	749.00	5835	DB SELF-DISCHARGING CAR	1	422.00
2622A	BASIC DIGITAL SET	D	599.00	5841	SBB BOXCAR	1	740.00
2662	DIGITAL DEMO PASSENGER TRAIN	D	545.00	5845	DB HARIBO BOXCAR	1	222.00
2665 S	DIGITAL DRG PASSENGER TRAIN	D	595.00	5878	TELESCOPING CAR W/3 COILS	1	457.00
2668	DIGITAL LUFTHANSA AIRPORT SET	D	599.00	5887	FLAT CAR W/STAKES	1	539.00
2859	DB DEMONSTRATION TRAIN	H	359.00	5908	1 GAUGE TRACK 3-5/16" STRAIGHT PK/10	1	66.00
2861	DB SUGAR BEET TRAIN	H	289.00	5909	1 GAUGE TRACK 3-5/16" STRAIGHT	1	13.00
2862	DB DEMO PASSENGER TRAIN	H	410.00	5911	1 GAUGE TRACK 2-3/8" STRAIGHT PK/10	1	66.00
2864	DB EPOCH III EXPRESS TRAIN	H	475.00	5921	1 GAUGE TRACK 23-5/8" R. 30 PK/10	1	110.00
2865	DRG EXPRESS PASSENGER TRAIN	H	539.00	5932	1 GAUGE TRACK 40° R 22 30 PK/10	1	165.00
3080	DHG 500 DIESEL SWITCHER	H	89.00	5962	1 GAUGE TRACK TURNOUT LEFT REMOTE	1	66.00
3125	SBB *RED ARROW* RAILCAR	H	339.00	5963	1 GAUGE TRACK TURNOUT RIGHT REMOTE	1	66.00
3141	DB CL 260 DIESEL LOCO	H	172.00	5972	1 GAUGE TRACK TURNOUT LEFT REMOTE	1	84.50
3142 S	FS CL D236 DIESEL LOCOMOTIVE	H	155.00	5990	1 GAUGE TRACK 11-3/4" STRAIGHT FEED	1	31.00
3153	DB CL 120 ELECTRIC LOCO (HOB)	H	262.00	6667	TRANSFORMER 16 WATT 16 VOLT	H	98.50
3376A	DB CL 628.2 DIESEL RAILCAR	H	436.00	7186	REMOTE CONTROL TURNTABLE	H	349.00
3546	DB CL 236 DIESEL LOCOMOTIVE	H	246.00	7197	CAR LIGHTING KIT F4072-3	S	18.50
3614	DIGITAL K.W.ST.E. CL C 4-6-2 LOCO	D	735.00	7332	CAR LIGHTING KIT F2860-2660	S	26.75
3631	DIGITAL DB CL 361 LOCO W/TELEX	D	265.00	8107	*CITY BAHN* TRAIN SET	Z	366.00
3656	DIGITAL SBB CL C _e 6/8 ELECTRIC LOCO	D	535.00	8128	LUFTHANSA AIRPORT EXPRESS SET	Z	399.00
3657	DIGITAL DB CL 103 ELECTRIC LOCO	D	325.00	8131 S	ALLGAU-ZOLLERN TRAIN SET	Z	365.00
3660	DIGITAL DB CL 111 ELECTRIC LOCO	D	315.00	8334 S	HAMO SNCF BB 26000 ELECTRIC LOCO	H	396.00
3672	DIGITAL DB CL 212 DIESEL LOCOMOTIVE	D	255.00	8401	CHALET *ST. MORITZ*	Z	37.50
3676A	DIGITAL DB CL 628.2 RAILCAR TRAIN	D	512.00	8405	ALPINE DAIRY *NAUDERS*	Z	37.50
3683	DIGITAL DRG CL ET 194.11 RAILCAR	D	335.00	8410	FISHERMAN COTTAGE *PELLWORM*	Z	35.50
3687	DIGITAL DB CL 98.3 0-4-0T STEAM LOCO	D	375.00	8652	SBB EAOS GONDOLA	Z	33.50
4064	DB SLEEPING CAR	H	39.50	8720	DB 1ST CL EXPRESS COACH	Z	31.00
4121	SHELL EXHIBITION COACH	H	55.00	8721	DB 2ND CL EXPRESS COACH	Z	31.00
4160	DB 2ND CL COMMUTER COACH/CAB	H	88.75	8722	DB EXPRESS BAGGAGE CAR	Z	31.00
4164	NS 1ST CL EXPRESS COACH	H	59.00	8723	DB EXPRESS DINING CAR	Z	31.00
4167	AUSTRIAN 2ND CL EUROFIMA	H	42.75	8737	DB TEE/C DINING CAR W/LIGHT	Z	75.00
4182	SBB TEN EXPRESS COACH	H	50.00	8738	DB TEE VISTA DOME CAR W/LIGHT	Z	64.50
4187	S BAHN TRAILER (HOB)	H	49.00	8742	SBB SLUMBER COACH	Z	38.75
4206	KPEV 1ST CL COMPARTMENT CAR	H	63.00	8778	ORIENT EXPRESS LOUNGE CAR	Z	63.00
4224	DB IC 1ST CL EXPRESS COACH	H	58.00	8804	DB CL 260 DIESEL LOCOMOTIVE	Z	129.00
4279	DB MAIL CAR	H	56.00	8816	DB CL 798 RAILBUS	Z	125.00
4389	DB S BAHN 3 CAR SET	H	295.00	8821	DB CL 221 DIESEL LOCOMOTIVE	Z	195.00
4481	MÄRKLIN CAR	H	17.50	8823	SBB CL Re 4/4 ELECTRIC LOCOMOTIVE	Z	262.00
4619	DB GONDOLA W/SLIDING ROOF	H	26.50	8839	DB CL 110 ELECTRIC LOCOMOTIVE	Z	232.00
4689	SBB EAOS GONDOLA	H	31.00	8840	DB CL 140 ELECTRIC LOCOMOTIVE	Z	195.00
5432	DRG PERSIL TANK CAR	1	429.00	8849	SBB CL Ae 6/6 ELECTRIC LOCOMOTIVE	Z	239.00
5433	DRG MEXPHALT/SPRAMEX TANK CAR	1	429.00	8853	DB CL 120 ELECTRIC LOCOMOTIVE	Z	208.00
5509	DB CL 89.70-75 TANK LOCOMOTIVE	1	1995.00	8858	DB CL 151 ELECTRIC LOCOMOTIVE	Z	235.00
5516	DIGITAL CL EG 589 ELECTRIC LOCOMOTIVE	1	4279.00	8870	KING LUDWIG CL S 3/6 LOCOMOTIVE	Z	265.00
5577	DIGITAL SOB SWITCHING TRACTOR	1	1459.00	8918	TRUCK SET, 2 VEHICLES	Z	9.80
5598	DIGITAL DB CL 38 4-6-0 LOCOMOTIVE	1	2775.00	8972	CONTAINER TERMINAL SET	Z	25.85

Märklin, Inc. ♦ 16988 W. Victor Road, PO Box 51319 ♦ New Berlin, WI 53151

Märklin, Inc. is the American Subsidiary of Gebr. Märklin & Cie. GmbH, Germany and Exclusive Distributor in North America for Märklin Products

PRIMEX

The Primex line was manufactured by Märklin and sold in the mass merchandiser market in Europe. The product is Märklin and usually is similar in appearance to standard Märklin items. In addition to starter sets and rolling stock, the line includes an assortment of building kits and layout materials. The Primex line has been discontinued and replaced by the HOBBY line. The Primex items listed below are available only while supplies last.

ITEM #	DESCRIPTION	SCALE	PRICE	ITEM #	DESCRIPTION	SCALE	PRICE
1693	POST OFFICE	H	12.95	1776	GAS STATION	H	5.95
1695	RURAL HOTEL	H	16.50	1777	INN	H	6.95
1696	TRACK SCALE	H	11.50	1778	CABLE CAR SET	H	17.95
1703	FIRE STATION	H	13.95	1779	TWO-STORY ROW HOUSES	H	10.50
1704	PUBLIC SWIMMING POOL	H	10.50	1781	COALING STATION	H	8.50
1705	SAW MILL	H	10.50	1782	BUNGALOW	H	6.75
1706	TERRACED HOUSES	H	7.95	1784	GARDEN FENCE	H	5.60
1707	KINDERGARTEN	H	8.95	1785	CEMENT TRUCK	H	9.50
1708	MINEHEAD BUILDING	H	11.95	1786	TRAIN WASHING FACILITY	H	5.50
1709	LIQUID GAS WORKS	H	11.95	1787	LINESIDE WORKER'S HOUSE	H	6.50
1714	FACTORY	H	14.95	1788	EIGHT VEHICLES	H	9.95
1719	32 PLUGS/8 SOCKETS	H	10.50	1791	NURSERY BUILDINGS	H	5.50
1720	DUAL LAMP STATION ARC LIGHT	H	14.50	1792	COTTAGE & BARN	H	5.60
1721	WOODEN MAST STREET LIGHT	H	13.50	1794	SCENIC MATERIALS	H	14.95
1722	DUAL LAMP STREET LIGHT	H	15.50	1796	SIX FLOWERING BUSHES	H	9.95
1723	DISTRIBUTION STRIPS PK/2	H	6.75	1797	CHAPEL	H	8.75
1724	SET OF STREET LIGHTS	H	32.50	1798	DAIRY BARN	H	5.95
1725	STREET LIGHT	H	9.95	1799	SIX TREES	H	14.95
1727	STREET LAMP	H	11.00	2702 S	PRIMEX 20TH ANNIVERSARY SET	H	289.00
1728	ARC LAMP W/LATTICE MAST	H	12.95	2704 S	STEEL MILL TRAIN (L)	H	210.00
1730	RAILROAD WORKERS	H	9.95	3002	DB CL E63 ELECTRIC LOCOMOTIVE	H	129.00
1731	SIX WAITING PASSENGERS	H	9.95	3012	CHIEMGAU RAILBUS SET	H	179.00
1735	WATER TOWER	H	8.95	3017	RAILCAR SET	H	228.00
1743	GAS LIGHT	H	11.00	3185 S	BAVARIAN MOUNTAIN TRAIN (L)	H	239.00
1744	FIVE TREES	H	15.95	3187	DR CL EP5 ELECTRIC LOCOMOTIVE	H	185.00
1745	FOUR TREES	H	13.95	3188	DB CL 103 ELECTRIC LOCOMOTIVE	H	260.00
1747	HALF-TIMBERED HOUSE	H	14.00	3189	DHG 500 DIESEL SWITCH LOCOMOTIVE	H	99.00
1747A	SCENIC MATERIAL	H	3.95	3190	DB CL 80 0-6-0T LOCOMOTIVE	H	88.00
1750	STATION	H	11.50	3198	DHG 500 DIESEL SWITCHER LOCOMOTIVE	H	84.00
1751	YARD TOWER	H	6.75	4012	DB INTERREGIO 2ND CL COACH	H	34.00
1753	PASSENGER PLATFORM	H	6.75	4013	DB INTERCITY 1ST CL COACH	H	34.00
1754	YARD TOWER	H	4.50	4019	RAILCAR TRAILER S-BAHN	H	44.50
1755	TOWER MAST LAMP	H	11.95	4186	OLDTIMER BAGGAGE CAR	H	40.00
1756	STATION	H	18.00	4194	LOCAL COACH	H	21.00
1758	TRAIN SHED	H	12.00	4288	DB 1ST CL IC COACH	H	34.00
1759	TUNNEL PORTAL (2 PIECES)	H	4.95	4289	DB IC DINING CAR	H	34.00
1760A	RAILWAY STATION	H	6.50	4541	CONTAINER CAR	H	17.00
1761A	ENGINE HOUSE	H	7.95	4555	DB BALLAST CAR	H	26.00
1762	ARCH BRIDGE	H	3.95	4573	CONTAINER CAR W/TRUCK	H	56.00
1763	TRUSS BRIDGE	H	3.95	4584	CIRCUS CAR 1 W/TRUCK	H	43.00
1764	CURVED BRIDGE	H	3.95	5073	TRACK 7-1/8" STRAIGHT PK/10	H	23.50
1765	BRIDGE PILLARS	H	3.95	5077	TRACK 17-1/4" R. 30 PK/6	H	17.70
1766	GROUND COVER	H	7.50	5086	TRACK 7/8" STRAIGHT PK/6	H	9.95
1770	PALACE	H	11.95	7156	CONTROL BOX & WIRING SET	S	21.50
1772	BUNGALOW	H	3.95	7181	HOME SIGNAL W/SEMAPHORE	H	47.00
1773	SUBURBAN HOUSE	H	3.95				

Märklin, Inc. ♦ 16988 W. Victor Road, PO Box 51319 ♦ New Berlin, WI 53151

Märklin, Inc. is the American Subsidiary of Gebr. Märklin & Cie. GmbH, Germany and Exclusive Distributor in North America for Märklin Products

NORTH AMERICAN ONLY ITEMS

These items are produced exclusively for Märklin, Inc. and are distributed in North America.

ITEM #	DESCRIPTION	SCALE	PRICE	ITEM #	DESCRIPTION	SCALE	PRICE
0403 S	BRIEFCASE LAYOUT W/TRAIN	Z	789.00	8006A S	Z REGIONAL SET - GREAT NORTHERN	Z	379.00
0406 S	EUROPEAN STYLE Z LAYOUT	Z	1085.00	8007A S	Z REGIONAL SET - BALTIMORE & OHIO	Z	379.00
0408 S	WINTERIZED BRIEFCASE LAYOUT	Z	789.00	8400D	AUTO COMPANIES-6 CARS	Z	185.00
0509 S	US STYLE Z LAYOUT	Z	759.00	8638	READING GONDOLA	Z	31.50
2120A	1993 HOLIDAY CAR	H	32.95	8640	SOUTHERN PACIFIC CABOOSE	Z	49.95
2121A	1993 HOLIDAY CAR	Z	32.95	8641	UNION PACIFIC BOXCAR	Z	31.95
2401M	MILLER HIGH LIFE BEER CAR	Z	29.00	8670	BURLINGTON NORTHERN CABOOSE	Z	46.00
2402M	MILLER GENUINE DRAFT BEER CAR	Z	29.00	8671	WESTERN PACIFIC BOXCAR	Z	33.50
2403M	MILLER LITE BEER CAR	Z	31.50	8672	FRISCO BOXCAR	Z	33.50
2404M	MILLER HI LIFE (LADY) BEER CAR	Z	31.50	8673	NEW HAVEN BOXCAR	Z	33.50
2451A	SPECIAL EDITION BONUS CAR	Z	23.00	8674	NEW YORK CENTRAL GONDOLA	Z	29.75
2510A	SWITZERLAND INT'L CAR 1989	Z	24.50	8692A	ONTARIO NORTHLAND BOXCAR	Z	45.00
2511A	GERMANY INT'L CAR 1991	Z	29.50	8693A	GREAT NORTHERN BOXCAR	Z	45.00
2511C	GERMANY INT'L CAR 1987	H	49.50	8694A	BALTIMORE & OHIO BOXCAR	Z	45.00
2512A	FRANCE INT'L CAR 1990	Z	24.50	8695A	BOSTON & MAINE BOXCAR	Z	45.00
2512C	FRANCE INT'L CAR 1987	H	49.50	8696A	THE ROCK BOXCAR	Z	45.00
2514A	NETHERLANDS INT'L CAR 1989	Z	24.50	8861	"SOUTH PACIFIC" F7 DIESEL LOCOMOTIVE	Z	192.00
2516A	CANADA INT'L CAR 1989	Z	24.50	8863	"BURLINGTON NORTHERN" F7 DIESEL LOCO	Z	178.00
2550	JAPAN Z INT'L CAR 1987	Z	23.50	82513	AUSTRALIA INT'L CAR 1988	H	39.95
2550A	JAPAN INT'L CAR 1990	H	39.95	82513A	AUSTRALIA INT'L CAR 1990	Z	24.50
2551	GREAT BRITAIN Z INT'L CAR 1987	Z	23.50	82514	NETHERLANDS INT'L CAR 1988	H	39.95
2551A	GREAT BRITAIN INT'L CAR 1989	H	39.95	82515	ITALY INT'L CAR 1988	H	39.95
2552A	SWEDEN INT'L CAR 1990	H	39.95	82515AS	ITALY INT'L CAR 1991	Z	29.50
2553A	AUSTRIA INT'L CAR 1989	H	39.95	82516 S	RUSSIA INT'L CAR 1991	Z	29.50
2556A	CANADA INT'L CAR 1989	H	39.95	82553	AUSTRIA INT'L CAR 1988	Z	24.50
2611A	Z WINTER LAYOUT 13" X 19"	Z	165.00	82554	BELGIUM INT'L CAR 1988	Z	24.50
4107C	CIRCUS CAR	H	39.95	82554AS	BELGIUM INT'L CAR 1991	H	49.50
4400F	AIRLINES OF THE WORLD - 6 CAR	H	195.00	82555	U.S.A. INT'L CAR 1988	Z	24.50
4400G	1991 ANNIVERSARY 3 CAR SET	H	98.00	82555A	U.S.A. INT'L CAR 1991	H	49.50
4400H	WILD WEST/CIRCUS 3 CAR SET	H	115.00	88125	SPIRITS OF FRANCE 3 CAR SET	Z	67.50
4700N	NOCH SIX TRUCK SET	Z	46.25	88126	AUTO COMPANIES OF FRANCE SET	Z	89.00
8004A S	Z REGIONAL SET - ROCK ISLAND	Z	379.00	88165A	MILLER SPECIAL STARTER SET	Z	199.00
8005A S	Z REGIONAL SET - UNION PACIFIC	Z	379.00	88673AS	STATE OF MAINE BOXCAR	Z	44.50

PLEASE REFER TO THE WHITE INSERT IN THIS PRICE LIST FOR MORE INFORMATION ABOUT THE NON-CATALOGED ITEMS FEATURED IN THIS SECTION

DEALER REFERRAL LINE

**FOR MORE INFORMATION ABOUT MÄRKLIN AND THE NAME OF
YOUR NEAREST AUTHORIZED DEALER PLEASE CALL:**

1-800-825-0888

OR WRITE:

MÄRKLIN, INC.

PO BOX 51319

NEW BERLIN, WI 53151



Märklin, Inc. ♦ 16988 W. Victor Road, PO Box 51319 ♦ New Berlin, WI 53151

Märklin, Inc. is the American Subsidiary of Gebr. Märklin & Cie. GmbH, Germany and Exclusive Distributor in North America for Märklin Products

JOIN THE FUN

JOIN THE MÄRKLIN CLUB

There isn't a better way to get on track with this fascinating hobby than by joining the Märklin Club. It's just the ticket you need.

\$25.00 IS ALL IT COSTS TO BE A MEMBER! AND LOOK AT ALL YOU GET!

(Intl. Rate \$60.00) (Canadian Rate \$35.00)

- Five Issues of *Telex* Magazine containing:
 - * "How to" Articles
 - * New Product Information
 - * Historical Railroading Articles
 - * Layout Building
 and Much More!!!
- Exclusive "Members-Only" Products
- Full-line Product Catalog
- Personalized Membership Certificate
- Train Collectors Log

All this and more is available to you through membership in the Märklin Club. Fill out the application and mail it to PO Box 51559, New Berlin, WI 53151-0559 with your check (Intl. Orders will be accepted with an International Money Order or charge card only) or call (414) 784-0717. Use your VISA or MasterCard.

CALL
(414) 784-0717

Mon., Wed., & Fri. 9:00 a.m.-12:00 noon
(Central Time Zone)



MÄRKLIN CLUB MEMBERSHIP APPLICATION

Detach here and mail to the Märklin Club, PO Box 51559, New Berlin, WI 53151-0559

ONE YEAR MEMBERSHIP

- Yes**, I want to be a member of the Märklin Club. Enclosed is \$25.00 for a one-year membership.
(International Rate \$60.00) (Canadian Rate \$35.00)

SPECIAL TWO YEAR MEMBERSHIP

- Yes**, I want to take advantage of a 10% discount and join the Märklin Club for two years. Enclosed is \$45.00 to cover a two year membership.
(International Rate \$108.00) (Canadian Rate \$63.00)

Method of Payment

Check VISA MasterCard Money Order
 Acct. #
 Exp. Date
 Signature _____

NAME _____
 ADDRESS _____
 CITY _____ STATE _____ ZIP _____
 PHONE _____

MÄRKLIN DIGITAL CLUB

- Yes**, enroll me in the Märklin Digital Club. Enclosed is \$12.00 for a one-year membership.

As a member of the Märklin Digital Club, you will receive a bi-monthly newsletter dedicated solely to the Digital system. Each newsletter is filled with in-depth articles, computer programming tips and technical expertise. Plus, as a member you will have access to the exclusive Digital Hot Line, so if you ever have a question or a problem regarding your Digital layouts, you can get it resolved quickly.

Send Club Information To My Friends

NAME _____	NAME _____
ADDRESS _____	ADDRESS _____
CITY _____	CITY _____
STATE _____ ZIP _____	STATE _____ ZIP _____

Märklin, Inc. ♦ 16988 W. Victor Road, PO Box 51319 ♦ New Berlin, WI 53151

Märklin, Inc. is the American Subsidiary of Gebr. Märklin & Cie. GmbH, Germany and Exclusive Distributor in North America for Märklin Products



"The World Leader in Model Railroading"

Available From:

JIM'S HOBBY
P.O. BOX 323
BOXFORD, MA 01921
800-892-4941

Märklin, Inc. ♦ 16988 W. Victor Road, PO Box 51319 ♦ New Berlin, WI 53151

Märklin, Inc. is the American Subsidiary of Gebr. Märklin & Cie. GmbH, Germany and Exclusive Distributor in North America for Märklin Products