



märklin®  
Z

# Märklin Z Gauge



Small in scale. Big in detail.



Trains Shown as Actual Size



# Märklin Z Gauge



**For 25 years the world's  
smallest electric trains.**

Since Märklin revolutionized the model railroad world with the introduction of Z Gauge (1:220 scale) in 1972, model railroad enthusiasts have come to appreciate the intricate detail and quality craftsmanship Märklin puts into every Z Gauge train. From hefty locomotives made from die-cast metal to rolling stock that is incredibly rich in prototype detailing, Märklin Z provides a realism unsurpassed in small scale railroading.

And Märklin's attention to detail doesn't stop with the trains. The operating system features nickel silver rails for optimum electrical pickup; color-coded plug and socket wiring, and a system of plugs and sockets built into the ends of each track piece to ensure proper alignment as well as reliable mechanical connections.

Engine Shown as Actual Size



And with hundreds of American and European prototypes, accessories and extension sets, the real magic of Märklin Z is using your imagination to create unusual operating layouts in very limited spaces. In fact, a Märklin Z Gauge starter set can be fully operational in space the size of a normal briefcase!





# Hundreds of locomotives and rolling stock in both American and European prototypes.

The Santa Fe, Union Pacific, Rock Island Line, Southern Pacific, Soo Line, Burlington, the Orient Express, the Rheingold, the ICE, the TEE and the many trains of the DB. All of these and more are

available in Märklin Z Gauge. In fact, Märklin offers hundreds of locomotives, freight and passenger cars, many of which are not in recent Märklin catalogs. (Trains Shown as Actual Size)



Rock Island Train From Tank Car Set #8214 #8694A Locomotive, Gondola and Caboose from Set #8004B



Santa Fe Train From Train Set #8139 From Boxcar Set #8205 From Tank Car Set #8214 #8693A Diesel Locomotive #8860 and Caboose #8636 (both discontinued)



Milwaukee Road Train #8139



Santa Fe Train #82301 From Tank Car Set #8214 #8695A From Tank Car Set #8214 #82600 #88601



Orient Express Train #8108



Swiss Federal Railways Train "Swiss Mineral Waters" Car Set #8201 #8220 #88441



ICE Amtrak Train #88711




# Märklin Z Gauge



## A Märklin Z Freight Starter Set will put you on the right track!

The best way to get started with Märklin Z is with a Z Freight Starter Set. The set shown below is just one of several ready-to-run starter sets that you can choose from. And best of all, Märklin starter sets are

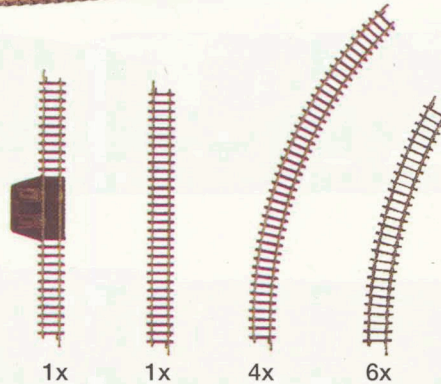
compatible with the Märklin system of Track Extension Sets, so you can add to your starter set layout as your hobby grows.



### Märklin Z Freight Starter Set:

Starter Set with tank locomotive and two freight cars. Set also includes 12 sections of track and a Märklin power pack. Can be expanded with the SET sets 8192, 8193 and 8194 or as desired.

(Trains Shown as Actual Size)



1x

1x

4x

6x



Märklin Z  
Power Pack



Tank Locomotive



Boxcar



Lowside Car




# Märklin Z Gauge




## Add to your hobby with track extension sets and accessories.

When you look at Märklin's track extension program and the scores of Märklin Z Gauge accessories, it's no wonder Märklin is the world leader in small gauge model railroading. The Märklin SET extension program is an on-going system upon which you can expand your track layouts from the starter set. Märklin offers several different sets, each designed to be added in a logical sequence to the previous set.



### 8191 E Extension Set with Electric Turnouts.

Contents: 10 straight tracks, 2 curved tracks, control box, distribution strip, wire, plugs and sockets, and instructions.



### 8198 Catenary Set for S + E.

Contains all parts needed to set up catenary on S + E layout. Contents: 19 catenary masts, 20 sections catenary wire, 8 insulators, 6 connecting springs and instructions.

Whether you plan a small or large layout, you can choose from over 50 different Märklin Z Gauge accessories. From signals, lights and crossing gates to bridges, turntables and trucks, Märklin accessories will add realism and fun to your layout.



To locate your closest Märklin dealer call **800-825-0888**  
or visit us on the Internet at [www.marklin.com](http://www.marklin.com)



Märklin, Inc., P.O. Box 510559, New Berlin, WI 53151-0559