



Märklin
mini-club

Märklin
mini-club



The Smallest Electric Railroad in the World

73/E



Märklin
mini-club

The Smallest
in the world

Märklin
mini-club

The Smallest
in the world


**Märklin mini-club 1 : 220
the big leisure time success**

The first ever. Never before has such a fascinatingly small and exciting genuine replica of the real thing been seen. This smallest electric railroad in the world has a gauge measuring all of 6.5 mm (17/64"), its tank locomotive is about as long as a match. mini-club conjures up a magic world on your table, all in full view, within easy reach of your chair. You do not need a basement or a lot of floor space, you do not need to be a do-it-yourself expert. The mini-club is a true leisure time system which makes an exciting hobby into a portable leisure time game.

All you want to know at a glance
Märklin mini-club has Z gauge tracks 6.5 mm (17/64"). Märklin mini-club is d.c. powered. Everything bearing the name mini-club is of well proven Märklin quality and is as hardwearing, reliable and efficient as any other model railroad made by Märklin.

Note!


Attractive and safe catenary system in course of preparation.



Märklin
mini-club

Locomotives

8800 Tank locomotive. Model of the 0-6-0 series 89 locomotive. 3 driven axles. Reversing by remote control. Mat black metal body. Die-cast zinc frame. Automatic coupling at both ends. Length over buffers 1 7/8".



8864 Diesel locomotive. Model of the 0-6-0 German Federal Railways' locomotive, DB series 260. 3 driven axles. Reversing by remote control. Red metal body. Silver-coloured roof. Die-cast zinc frame. Automatic coupling at both ends. Length over buffers 2".




New 8816 Railbus. A model of the German Federal Railways' type 798. Both axles driven. Reversing by remote control. Three working headlights at each end. Red plastic body. Die-cast zinc frame. 2 1/2" long over buffers.



Märklin
mini-club

Locomotives

New 8803 Passenger train locomotive with tender. A model of the German Federal Railways' 2-6-2 Series 24 locomotive. 3 driven axles. Reversing by remote control. 3 working headlights. Dull black metal body. Die-cast zinc frame. Automatic coupling on tender. 3 1/4" long over buffers.



8885 Express locomotive with tender. Model of the 4-6-2 German Federal Railways' locomotive, DB series 003. 3 driven axles. Reversing by remote control. Three working headlights. Mat black plastic body. Die-cast zinc frame. Automatic coupling on tender. Length over buffers 4 3/4".

The illustrations of each of the locomotives and cars on pages 4 - 9 are in the actual size.

Mini-club locomotives should only be operated using Märklin power packs 6711, 6720, 6727 and 6731.

8875 Diesel locomotive. Model of the eight-wheel 4-4 German Federal Railways' locomotive, DB series 216. All axles driven. Reversing by remote control. Three working headlights at each end, alternating with change of direction. Red and grey plastic body. Die-cast zinc frame. Automatic coupling at both ends. Length over buffers 3".



New 8817 Trailer for railbus. A model of the German Federal Railways' type 998. Three working headlights at each end. Red plastic body. Plastic frame. 2 1/2" long over buffers.


Märklin
mini-club

**Express
Coaches**


8710 Express coach. 1st class. Model of a German Federal Railways' coach type A üm. Windows inset in plastic frames. 4 $\frac{7}{8}$ " long.




8711 Express coach. 2nd class. Model of a German Federal Railways' coach, type B üm. Windows inset in plastic frames. 4 $\frac{7}{8}$ " long.



8712 Express baggage car. Model of the German Federal Railways' car, type D üm. Windows inset in plastic frames. 4 $\frac{7}{8}$ " long.




8713 Express dining car. Model of the German Federal Railways' car, type WR üm. Windows inset in plastic frames. 4 $\frac{7}{8}$ " long.



Märklin
mini-club

**Express
Coaches**

8720 Express coach. 1st class. Model of the German Federal Railways' coach, type A üm. Windows inset in plastic frames. 4 $\frac{7}{8}$ " long.



8721 Express coach. 2nd class. Model of the German Federal Railways' coach, type B üm. Windows inset in plastic frames. 4 $\frac{7}{8}$ " long.



8722 Express baggage car. Model of the German Federal Railways' car, type D üm. Windows inset in plastic frames. 4 $\frac{7}{8}$ " long.



8723 Express dining car. Model of the German Federal Railways' car, type WR üm. Windows inset in plastic frames. 4 $\frac{7}{8}$ " long.





Cars




Cars

8700 Passenger car. Platform and entrance at each end. Windows with Cellon panes. 2 3/8" long.

8701 Passenger car. Platform and entrance at each end. Windows with Cellon panes. 2 3/8" long.

New 8609 Freight train baggage car (DB-Dg). On each side working doors. 1 1/2" long.

8610 Low-sided gondola. 2 1/8" long.




8600 Refrigerated car. Model of the German Federal Railways' car, type Ichqrs. 2 1/8" long.

8601 Beer car. Model of a private car of the Dortmunder Union Brewery. 2 1/8" long.

8611 Tank car. SHELL. 1 5/8" long.

8612 Tank car. ESSO. 1 5/8" long.

8613 Tank car. ARAL. 1 5/8" long.





8602 Beer car. Model of a private car of the "Spatenbräu", Munich. 2 1/8" long.

New 8603 Beer car. A model of a car privately owned by the Kulmbacher Mönchshof Brewery. 2 1/8" long.

8615 Container car. German Federal Railways'. 2 1/8" long.



8616 Container car. SEALAND. 2 1/8" long.



8605 Box car. Model of the German Federal Railways' type Gbrs. 2 1/8" long.

8606 Box car. Model of the German Federal Railways' type lbbls. 2 1/8" long.

New 8620 Well wagon, with transformer. 6" long.



Märklin
mini-club

Railroad
Set

Märklin
mini-club

Railroad
Set

8900 Freight train (without power pack).
With tank locomotive 8800, beer car 8601, box car 8606, low-sided gondola 8610, tank car 8612, 5 straight track sections 8500, 8 curved track sections 8510, feeder track section 8590 and ramp 8974. Train length 10".



Märklin
mini-club

Railroad
Set

Märklin
mini-club

Railroad
Set



8901 Express train (without power pack).


With diesel locomotive 8875, express coach 8720, express coach 8721, express dining car 8723, 5 straight track sections 8500, 8 curved track sections 8520, feeder track section 8590 and ramp 8974. Train length 17½".




Märklin
mini-club

Track Sections


With a gauge of 6.5 mm (17/64") the overall width of the Märklin mini-club track, sections is about 7/16" and the height 1/16". The silver coloured solid section rails are arranged on a plastic sleeper strip. The rails are connected using the same rail joiners as are used with the bigger models. An additional clip fixed to the sleeper strips increases the strength of the tracks.



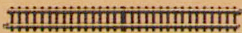
8500 Length 4 3/8"



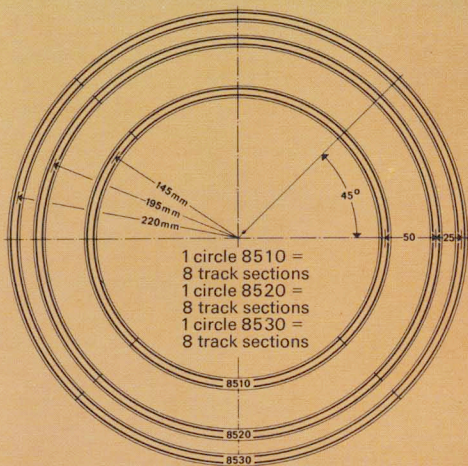
8505 Length 8 3/8"




8506 Length 4 5/16"




New 8507 Length 4 1/2"




This drawing shows the 3 Märklin mini-club track circles with their radii, track spacings and angles.



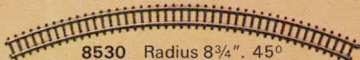
8510 Radius 5 3/4". 45°




8520 Radius 7 3/4". 45°




New 8521 Radius 7 3/4". 30°



8530 Radius 8 3/4". 45°



New 8531 Radius 8 1/4". 30°



8591 Radius 19 5/16". 13°



Märklin
mini-club

Track Sections



New 8592 For making up track to required length. Extendable from 4" to 4 3/4".



8559 Crossing. Crossing angle 13°. Length of track sections 4 3/4".



New 8529 Switching track section, curved. With terminals. For switching by the moving train. 7 3/4" radius. 30°.



New 8539 Switching track section, curved. Construction and operation as for 8529, but with 8 1/4" radius. 30°.


The switching track sections 8529, 8539 and 8599 enable the moving train to control solenoid items automatically. Actuated by the locomotive moving in either direction, they can perform various switching operations independently of one another. The control pulses are drawn from two terminals electrically separated from one another.



8561 Pair of solenoid controlled points. Comprising one right-hand and one left-hand point both operated by double solenoid. Additional manual switching lever. Crossing angle 13°, radius of the branch track 19 5/16". Length of the straight track 4 3/8".



8564 Pair of manual points. Comprising one right-hand and one left-hand point. Operated by hand lever. Crossing angle 13°. Radius of the branch track 19 5/16". Length of the straight track 4 3/8".



New 8567 Pair of curved solenoid turnouts comprising one right-hand and one left-hand inner circle turnouts, each operated by double solenoid. Additionally, levers for manual operation. Length and radius of the branch tracks as for track section 8521. Main track 4 7/8" long.



8590 Feeder track section, straight. Fitted with suppressor. 2 terminals for connection to track power leads. Length 4 3/8".



8597 Uncoupling track section. For releasing automatic couplings. Operated either by the built in electromagnets and remote control, or by hand lever. Length 4 3/8".




8598 Insulating track section, straight. With terminals. The rail nearest the terminals is interrupted at the centre. Length 4 3/8".




8599 Contact track section, straight. With terminals. The passing train actuates electrical switching operations. Length 4 3/8".

Märklin
mini-club

Accessories



New 8490 Track extension kit. Comprising 1 pair of solenoid turnouts 8561, 6 straight track sections 8505, 2 curved track sections 8591, 1 control panel 7072, 1 distributor panel 7209, 1 brown and 1 yellow cables, instructions for installing the turnouts and enlarging the system.



New 8491 Track extension kit. Comprising 1 pair of manual turnouts 8564, 6 straight track sections 8505, 2 curved track sections 8591, instructions for extending the system.



6720 = 100 Volt for Japan
6727 = 115 Volt for USA
6731 = 220 Volt

D. C. Power pack. Output 12 VA. Power infinitely variable between 2 and 8 V d.c. Pole changing switch for selecting direction of running. Lighting voltage 10 V a.c. Blue plastic case. Weight 2 lb 11 oz. Dimensions 4¹/₁₆" x 5⁵/₁₆" x 3".

6711 Märklin mini-club power pack for 220 volt AC. One-knob control for adjusting the track voltage (DC) between 0 and 8 V and reversing switch. Output in the track circuit up to 8 VA, in the lighting circuit (AC) about 12 VA at 10 V. Blue plastic case. Weight 3 lb 10 oz. Dimensions 6¹/₈" x 4⁵/₁₆" x 3¹/₂".




8945 Universal remote control switch with 2 single-pole switches and a change-over switch for various circuits. Operating voltage 10 V. Double-solenoid operation. Can be operated by a contact track section, from the control panel or by means of the additional hand lever. Width 1³/₁₆". Length 2³/₄". Height 5¹/₁₆".



8946 Manual signal switch with 2 single-pole switches and a change-over switch, for controlling, e.g., the light change in signal 8939 and the track current. Hand switch lever. Width 1³/₁₆". Length 2³/₄". Height 5¹/₁₆".



8939 Home signal. Light changes from red (stop) to green (proceed). 2 bulbs. Operated by the universal remote control switch 8945 or by the manual signal switch 8946. Height 1⁵/₈".



8950 Light socket with lamp set and cable. For stations, buildings and the like.



8991 Bumper. For clipping on to tracks. Black. White buffer beam with red stripe. Length 5⁸/₁₆".



Märklin
mini-club

Accessories

8974 Ramp. Made of plastic. Facilitates placing locomotives or cars on the track. Length 5¹/₂". Height 5¹/₁₆".



8953 Lamp set. With 10 V bulb. For use in socket 8950 and for lighting locomotives.

8951 Package with 10 turnout insulating links. Made of plastic. For isolating the rails electrically at points.

8999 Track fixing nails. 1/4" long. Packs containing 100 nails.

8987 Pair of motor brushes for the locomotives 8800, 8803 and 8864.

8988 Pair of motor brushes for locomotives 8816 and 8875.

8989 Pair of motor brushes for locomotive 8885.



8910 Märklin mini-club Toporama. The printed true-to-nature model railway landscape for an oval track with sidings. 4-colour print on paperlike plastic. Printed to show the tracks with indication of sections, roads, paths, lakes and outlines of houses in plan. Areas of flocked grass produce a relief effect. Size 1'9" x 4'1".




8919 Märklin mini-club track layout pattern. Pattern of a site for an oval track with sidings, printed in 4-colours on strong hardwearing material. The design of the landscape ensures an attractive model layout. Tracks, roads, paths, lakes and outlines of houses in plan are printed on. Size 1'2" x 3'4".



New 8975 Arch bridge. Made of plastic. Grey. 8⁵/₈" long

New 8976 Ramp section. Straight 4¹/₄" long.

New 8977 Ramp section. Curved Radius 7³/₄". Track radius 45°.




New 8978 Set of ramp columns. Comprising one column each of the following heights: 0.157", 0.315", 0.472", 0.630", 0.787", 0.945", 1.102", 1.260", 1.417", 1.575", and 1⁹/₁₆" approx.; installation instructions.

New 8979 Set of bridge columns. Comprising 5 col columns 1⁵/₈" high



New 8973 Pack containing various miniature automobiles



New 8992 Level crossing with half barriers. Comprising two solenoid controlled barriers, 2 red warning lights to each barrier which light when the barrier is closed. Size of base 3³/₄" x 1¹/₂".

Märklin
mini-club

The big leisure-time hit!

Märklin
mini-club

The big leisure-time hit!



**Märklin mini-club
the smallest railroad model
in the world**

sets new standards. A model railroad "in your hand luggage" has made its appearance. A space of 12" x 21" is enough to set up a fully working mini-club layout, even a tray will serve to produce the magic of its remote-controlled models. Amazing possibilities open up. In next to no time you can put your hobby kit away under the table, or bring it out from behind the cupboard, or hang it on the wall like a picture. You can snatch ten minutes relaxation with it just as easily as you can play with it for hours in the evening – and you can do it in the living room, on the porch or at your friends. The handy portable model railroad has become a fact. This is the convenience aspect of the smallest railroad in the world. Fuss and bother is reduced to the minimum. mini-club gives lasting pleasure. Simply bring it out, plug it in and enjoy the mini-club.



Märklin
mini-club

Accessories



8961



New 8965



8960



8963



8964



8962

8961 Platform. Made up of 2 parts. Overall length 17". Width 1 1/2". Height 1".

8964 House with garage kit. Space 3 1/2" x 2 3/4". Height 1 5/8". Arranged for fitting lamp set 8950.

8963 Apartment house with penthouse kit. The two top sections can be used separately as bungalow or kiosk. Space 3 3/4" x 3 5/16". Height 3 3/4". Arranged for fitting lamp set 8950.

8962 Dürnau Station kit. Multi-purpose building with annex and loading ramp. Space 2 3/4" x 2". Height 1 1/4". Arranged for fitting lamp set 8950.

8960 Göppingen Station kit. Modern design. Space 9" x 4 1/2". Height 1 3/4". Arranged for fitting lamp set 8950.

New 8965 Signal box kit. Base area 2 3/4" x 1 1/2". Height 1 3/4". Arranged for mounting the lighting socket 8950.

Märklin
mini-club

club
packages

Märklin
mini-club


club
packages

Märklin mini-club can be recognised by the club package with the characteristic teakwood pattern.



Märklin
mini-club

Märklin
mini-club



The Smallest Electric Railroad in the World

Your mini-club dealer:

